

FY 2025
General Fund Analysis and
Treasurer's Monthly Reports
May 19, 2025



For the Month Ending
April 30, 2025

Prepared by:
Karen Ervin
Treasurer/CFO

SECTION I

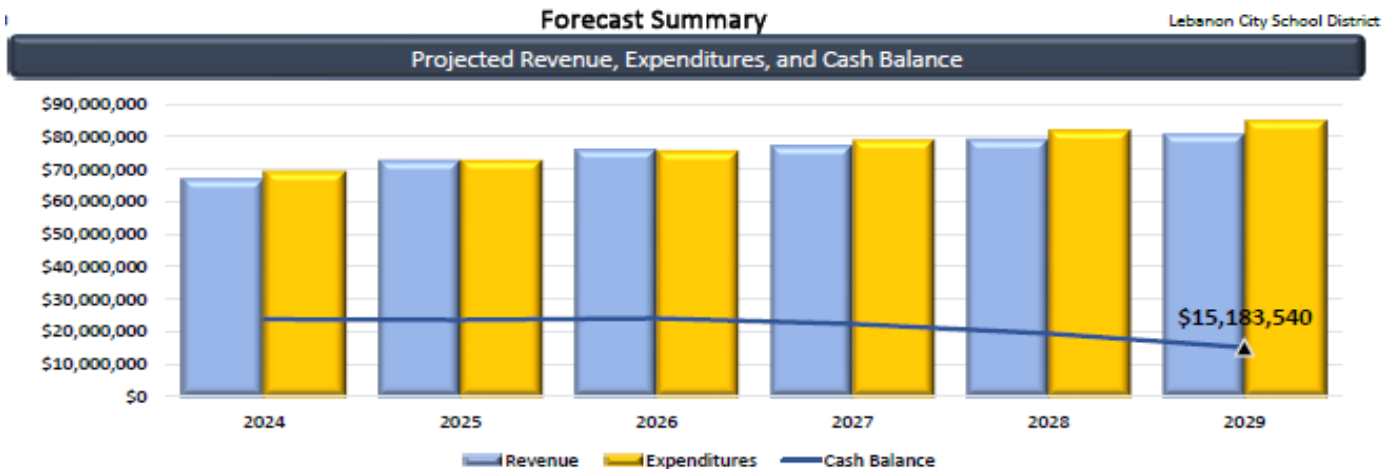
Five Year Forecast (May 31, 2024)

General Fund Variance Analysis: Cash, Revenue, & Expenditure



Five-Year Forecast (FY 2025 - FY 2029)

LEBANON CITY SCHOOL DISTRICT – WARREN COUNTY



Financial Forecast Summary					
	Fiscal Year 2025	Fiscal Year 2026	Fiscal Year 2027	Fiscal Year 2028	Fiscal Year 2029
Beginning Balance (Line 7.010) <i>*Includes Renewal/New Levy Revenue, see Disclosures</i>	23,839,590	23,670,464	24,135,794	22,407,716	19,433,543
+ Revenue	72,536,418	76,062,662	77,217,360	79,059,078	80,722,118
- Expenditures	(72,705,544)	(75,597,332)	(78,945,438)	(82,033,251)	(84,972,120)
= Revenue Surplus or Deficit	(169,126)	465,330	(1,728,077)	(2,974,173)	(4,250,003)
Line 7.020 Ending Balance with Renewal/New Levies	23,670,464	24,135,794	22,407,716	19,433,543	15,183,540

Financial Summary Notes

Expenditure growth is projected to outpace revenue change. By the end of 2029, the cash balance is projected to decline by a total of \$8,656,049 compared to 2024. For fiscal year 2029, expenditures are currently projected to exceed revenue, resulting in a revenue shortfall the final year of the forecast period.

For revenue, projected change is expected to be less than the historical average. Over the past five years, revenue increased by 4.81% (\$2,790,955 annually). However, it is projected to increase by 3.86% (\$2,767,734 annually) through fiscal year 2029. Notably, All Othr Op Rev, is expected to be \$391,894 less per year compared to history, and is the biggest driver of trend change on the revenue side.

For expenditures, projected change is expected to be at a slower pace than the historical trend. Expenditures increased by 5.25% (\$3,123,954 annually) during the past 5-year period, and are projected to increase by 4.17% (\$3,141,565 annually) through 2029. The forecast line with the most change on the expense side, Benefits, is anticipated to be \$342,639 more per year in the projected period compared to historical averages.

COMPARISON OF CASH BALANCES

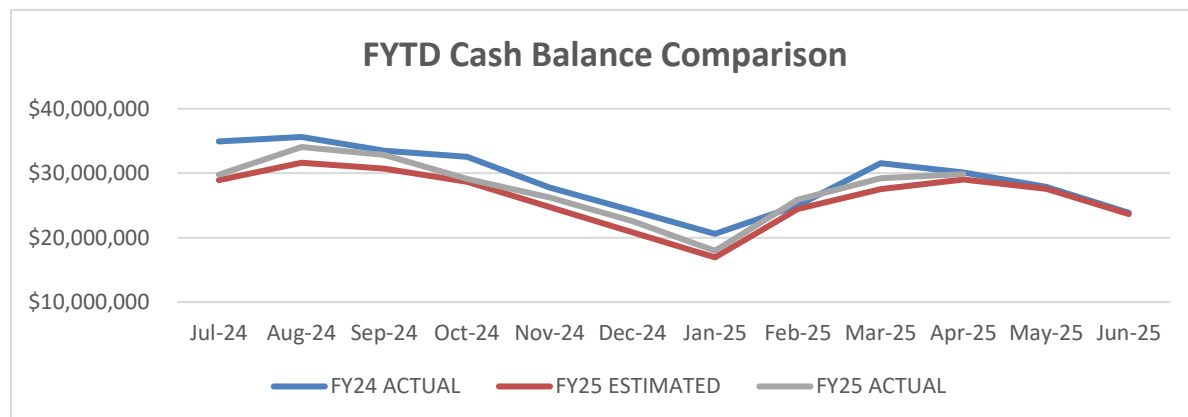
April 30, 2025

Actual Cash Balance		\$29,859,213
Estimated Cash Balance		\$29,035,424
Variance From Estimate	OVER	\$823,790
Percent Variance From Estimate	OVER	2.84%
Previous Year Cash Balance		\$30,132,692

Current Encumbrances	\$3,462,137
Current Unencumbered Cash Balance	\$26,397,076
Current Days of Operating Cash (based on Unencumbered Cash Balance)	132.52
Estimated Fiscal Year End Days of Operating Cash	118.83
Minimum General Fund Cash Balance Threshold per Fiscal Policy	36.50
Future Goal for General Fund Cash Balance per Fiscal Policy	120.00

DESCRIPTION: General Fund cash balance as projected on 5-year financial forecast. Actual cash balance to determine number of days of operating cash.

COMMENTS: Cash balance is trending in line with the forecast.



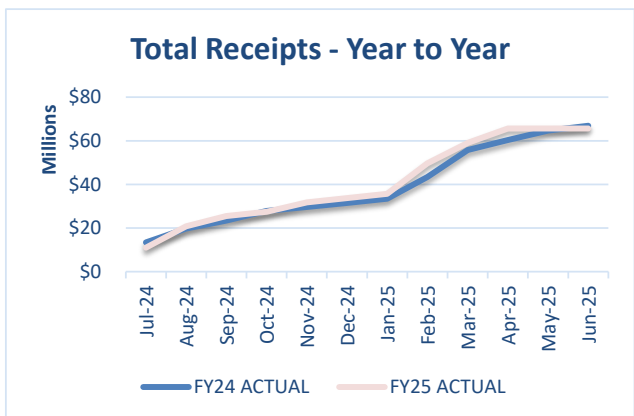
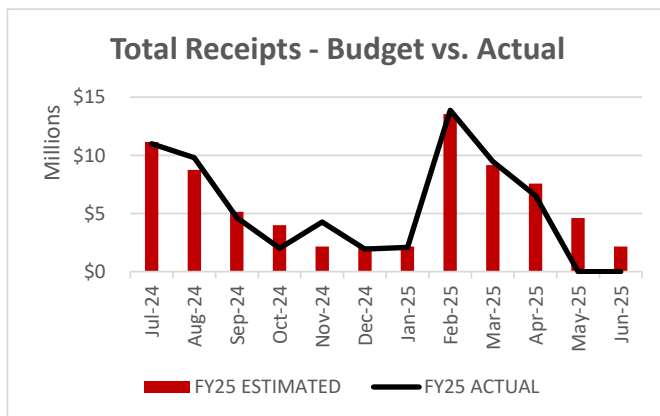
COMPARISON OF TOTAL RECEIPTS

April 30, 2025

		Monthly		Fiscal Year 2025 Year-to-Date
Actual Receipts		\$6,529,343		\$65,623,941
Estimated Receipts		\$7,563,271		\$65,783,794
Variance From Estimate	UNDER	(\$1,033,928)	UNDER	(\$159,853)
Variance From Estimate	UNDER	-13.67%	UNDER	-0.24%
Actual Prior Year		\$4,654,507		\$60,388,430
Total Fiscal Year 2025 Estimate				\$72,536,422
Percent Of Total Estimate Received				90.47%
Percent Of Budget Year Completed		10 month(s)		83.33%

DESCRIPTION: This category consists of all General Fund revenues contained within this report.

COMMENTS: Total receipts are trending in line with the forecast.



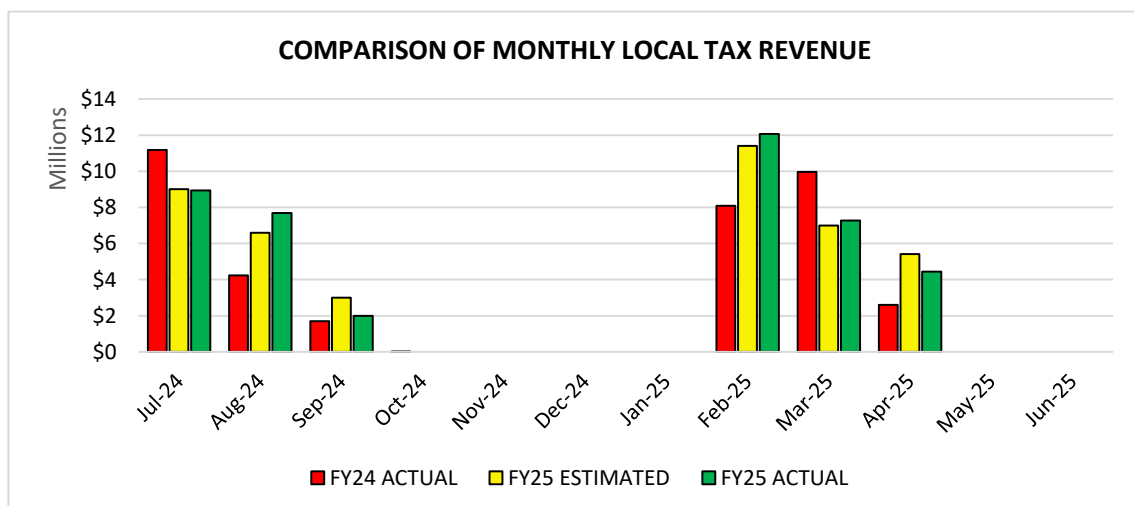
COMPARISON OF LOCAL TAXES

April 30, 2025

	Monthly		Fiscal Year 2025 Year-to-Date	
Actual Tax Receipts		\$4,440,214		\$42,403,977
Estimated Tax Receipts		\$5,409,879		\$42,409,879
Variance From Estimate	UNDER	(\$969,665)	UNDER	(\$5,902)
Variance From Estimate	UNDER	-17.92%	UNDER	-0.01%
Actual Prior Year		\$2,602,315		\$37,730,961
Total Fiscal Year 2025 Estimate				\$42,409,879
Percent Of Total Estimate Received				99.99%
Percent Of Budget Year Completed		10 month(s)		83.33%

DESCRIPTION: This category consists of real and personal property taxes. Real property taxes are received in September and April with advances being available the two months prior to settlement. Personal Property taxes are received in October and June.

COMMENTS: Total receipts are trending in line with the forecast.



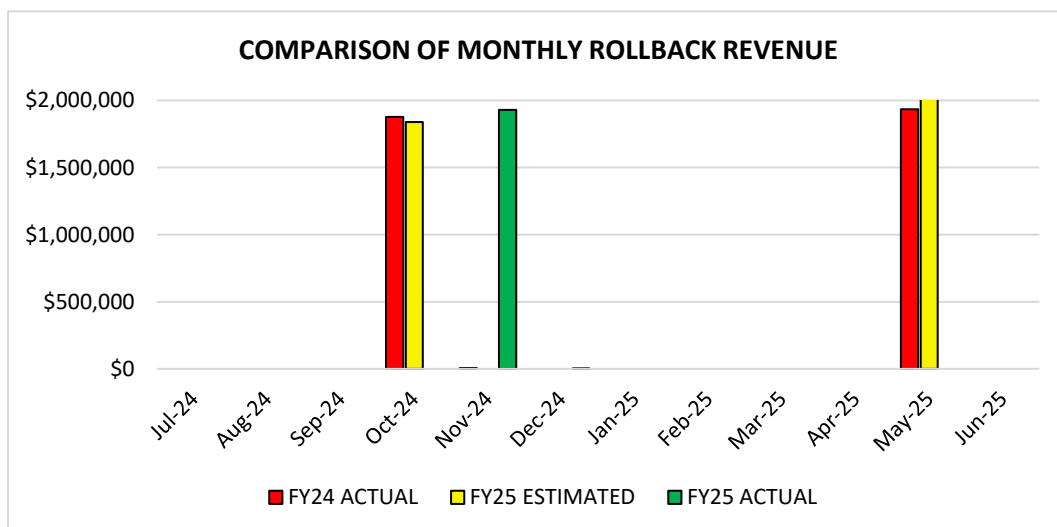
COMPARISON OF STATE ROLLBACK

April 30, 2025

	Monthly		Fiscal Year 2025 Year-to-Date	
Actual State Receipts		\$0		\$1,933,416
Estimated State Receipts		\$0		\$1,840,000
Variance From Estimate	OVER	\$0	OVER	\$93,416
Variance From Estimate	OVER	#DIV/0!	OVER	5.08%
Actual Prior Year		\$0		\$1,882,716
Total Fiscal Year 2025 Estimate				\$4,285,841
Percent Of Total Estimate Received				45.11%
Percent Of Budget Year Completed		10 month(s)		83.33%

DESCRIPTION: This category consists of homestead/rollback and \$10,000 exemptions received once for the \$10,000 exemption. Rollback is paid by the State of Ohio around November and May.

COMMENTS: Total receipts are trending higher than the forecast. The State payment was more than we received last year, so more than the estimate for this year.

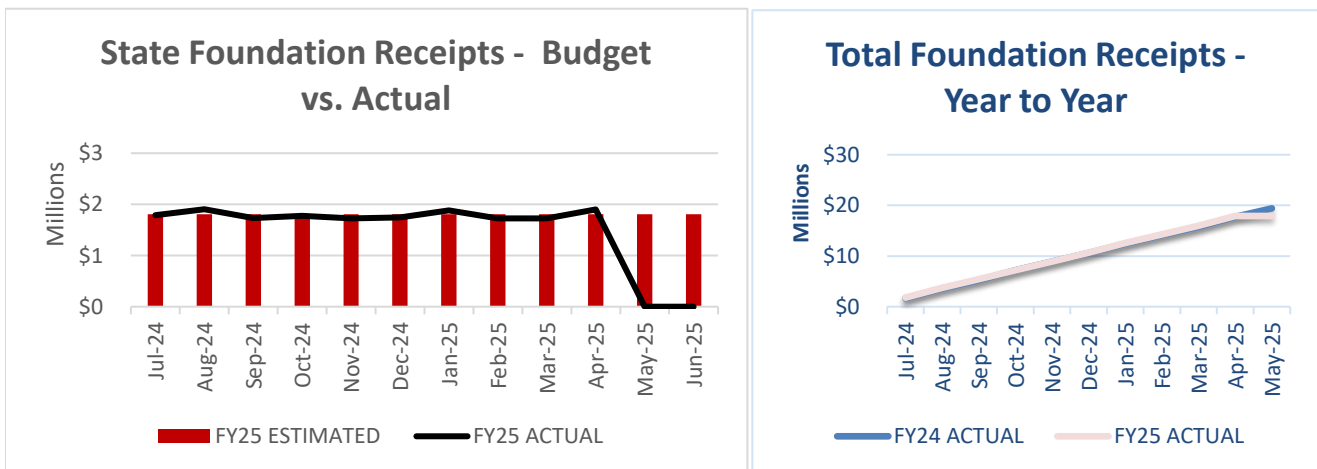


COMPARISON OF STATE FOUNDATION April 30, 2025

		<u>Monthly</u>		<u>Fiscal Year 2025 Year-to-Date</u>
Actual State Receipts		\$1,902,871		\$17,901,713
Estimated State Receipts		\$1,807,917		\$18,079,170
Variance From Estimate	OVER	\$94,954	UNDER	(\$177,457)
Variance From Estimate	OVER	5.25%	UNDER	-0.98%
Actual Prior Year		\$1,944,613		\$17,743,454
Total Fiscal Year 2025 Estimate				\$21,695,008
Percent Of Total Estimate Received				82.52%
Percent Of Budget Year Completed		10 month(s)		83.33%

DESCRIPTION: This category consists of unrestricted and restricted state aid.

COMMENTS: Total receipts are trending in line with the forecast.



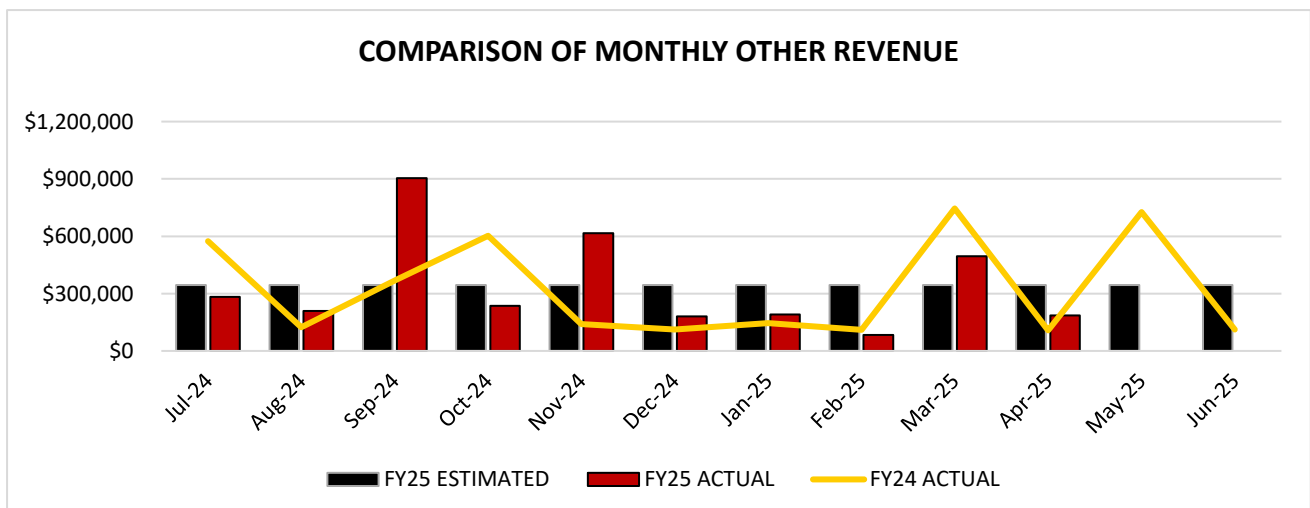
COMPARISON OF OTHER REVENUES

April 30, 2025

	Monthly		Fiscal Year 2025 Year-to-Date	
Actual Other Receipts		\$186,258		\$3,384,834
Estimated Other Receipts		\$345,475		\$3,454,745
Variance From Estimate	UNDER	(\$159,216)	UNDER	(\$69,911)
Variance From Estimate	UNDER	-46.09%	UNDER	-2.02%
Actual Prior Year		\$107,578		\$3,031,298
Total Fiscal Year 2025 Estimate				\$4,145,694
Percent Of Total Estimate Received				81.65%
Percent Of Budget Year Completed		10 month(s)		83.33%

DESCRIPTION: This category consists of advances-in, transfers-in, notes received, other state sources, tuition, rent, sale of assets, and other miscellaneous revenues.

COMMENTS: Total receipts are trending in line with the forecast.



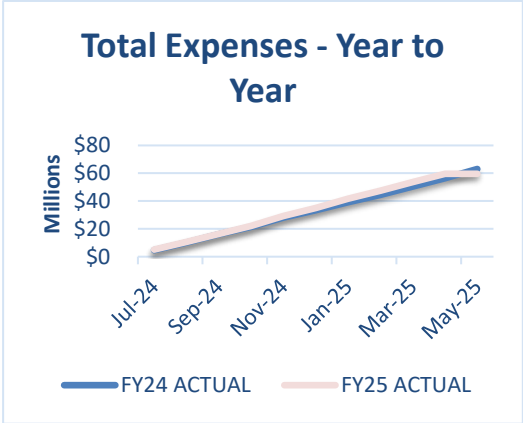
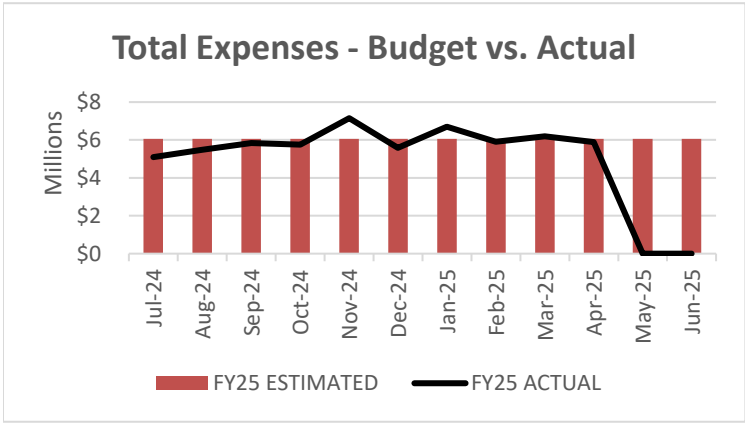
COMPARISON OF TOTAL EXPENDITURES

April 30, 2025

	Monthly		Fiscal Year 2025 Year-to-Date	
Actual Expenditures		\$5,892,419		\$59,604,318
Estimated Expenditures		\$6,058,796		\$60,587,960
Variance From Estimate	UNDER	(\$166,377)	UNDER	(\$983,642)
Variance From Estimate	UNDER	-2.75%	UNDER	-1.62%
Actual Prior Year		\$6,098,045		\$56,475,276
Total Fiscal Year 2025 Estimate				\$72,705,544
Percent Of Total Estimate Spent				81.98%
Percent Of Budget Year Completed		10 month(s)		83.33%

DESCRIPTION: This category consists of all expenditures contained within this report.

COMMENTS: FYTD expenditures are trending in line with the forecast.



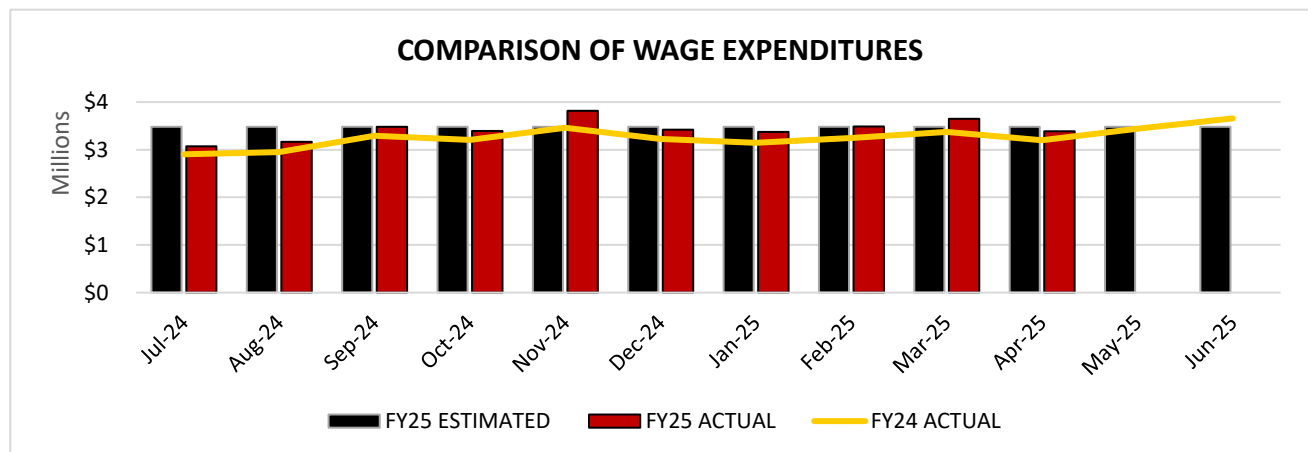
COMPARISON OF WAGE EXPENDITURES

April 30, 2025

		Monthly		Fiscal Year 2025 Year-to-Date
Actual Wage Expenditures		\$3,390,050		\$34,261,090
Estimated Wage Expenditures		\$3,480,130		\$34,801,300
Variance From Estimate	UNDER	(\$90,080)	UNDER	(\$540,210)
Variance From Estimate	UNDER	-2.59%	UNDER	-1.55%
Actual Prior Year		\$3,197,797		\$31,998,981
Total Fiscal Year 2025 Estimate				\$41,761,560
Percent Of Total Estimate Spent				82.04%
Percent Of Budget Year Completed		10 month(s)		83.33%
Percent of Wage Expenditures to Revenues				52.21%
Percent of Wage Expenditures to Total Expenditures				57.48%
Total Percent of Wages & Fringes to Expenditures				80.33%

DESCRIPTION: This category consists of regular wages, substitute wages, and supplementals, etc.

COMMENTS: FYTD expenditures are trending in line with the forecast.



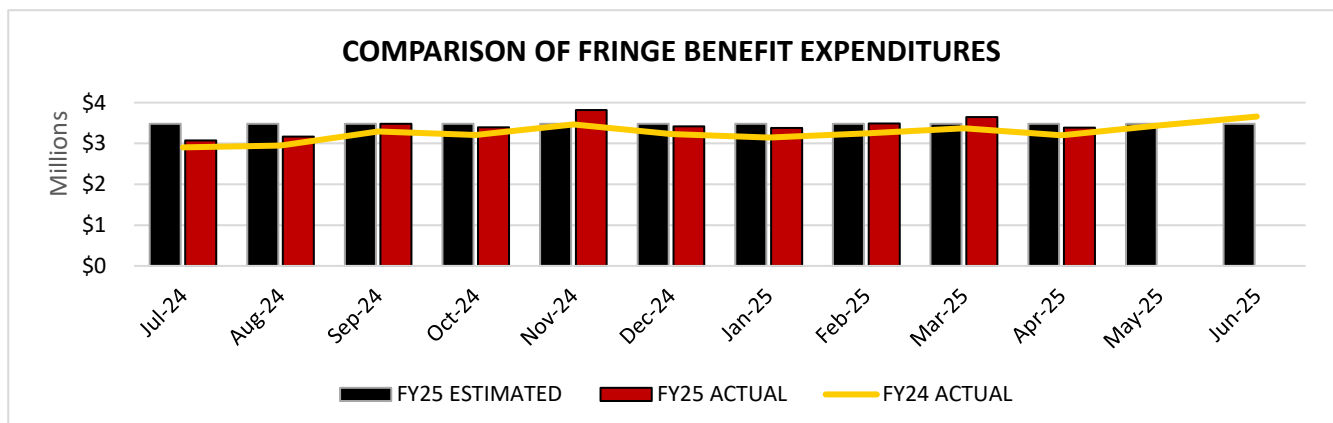
COMPARISON OF FRINGE BENEFIT EXPENDITURES

April 30, 2025

		Monthly		Fiscal Year 2025 Year-to-Date
Actual Fringe Benefit Expenditures		\$1,321,416		\$13,618,622
Estimated Fringe Benefit Expenditures		\$1,351,189		\$13,511,890
Variance From Estimate	UNDER	(\$29,773)	OVER	\$106,732
Variance From Estimate	UNDER	-2.20%	OVER	0.79%
Actual Prior Year		\$1,309,757		\$13,111,471
Total Fiscal Year 2025 Estimate				\$16,214,269
Percent Of Total Estimate Spent				83.99%
Percent Of Budget Year Completed		10 month(s)		83.33%
Percent of Fringe Benefits to Revenues				20.75%
Total Percent of Wages & Fringes to Revenues				72.96%
Percent of Fringe Benefits to Total Expenditures				22.85%
Total Percent of Wages & Fringes to Expenditures				80.33%

DESCRIPTION: This category consists of employee insurance programs, retirement, Medicare, etc.

COMMENTS: FYTD expenditures are trending in line with the forecast.



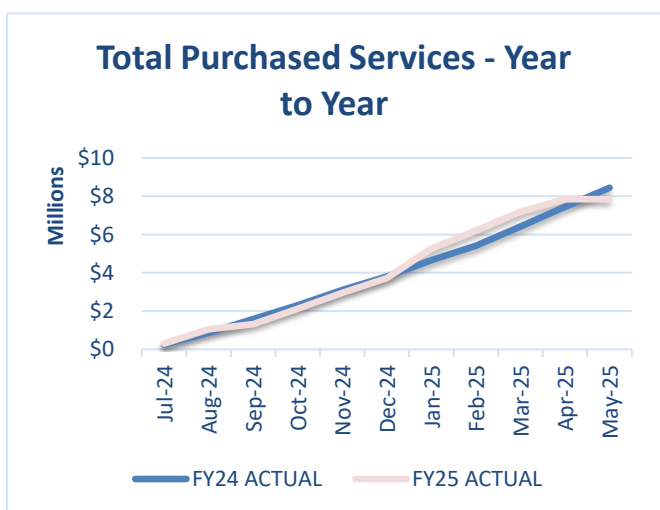
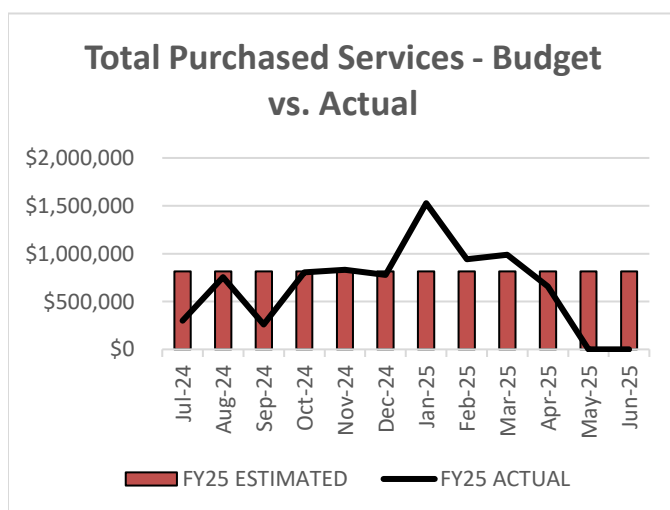
COMPARISON OF PURCHASED SERVICE EXPENDITURES

April 30, 2025

		Monthly		Fiscal Year 2025 Year-to-Date
Actual Service Expenditures		\$658,921		\$7,845,052
Estimated Service Expenditures		\$813,188		\$8,131,880
Variance From Estimate	UNDER	(\$154,267)	UNDER	(\$286,828)
Variance From Estimate	UNDER	-18.97%	UNDER	-3.53%
Actual Prior Year		\$1,037,543		\$7,454,785
Total Fiscal Year 2025 Estimate				\$9,758,251
Percent Of Total Estimate Spent				80.39%
Percent Of Budget Year Completed		10 month(s)		83.33%

DESCRIPTION: This category consists of contract services, utilities, lease purchase costs, repairs, etc.

COMMENTS: FYTD expenditures are trending lower than the forecast. These expenses are dependent upon time of year.



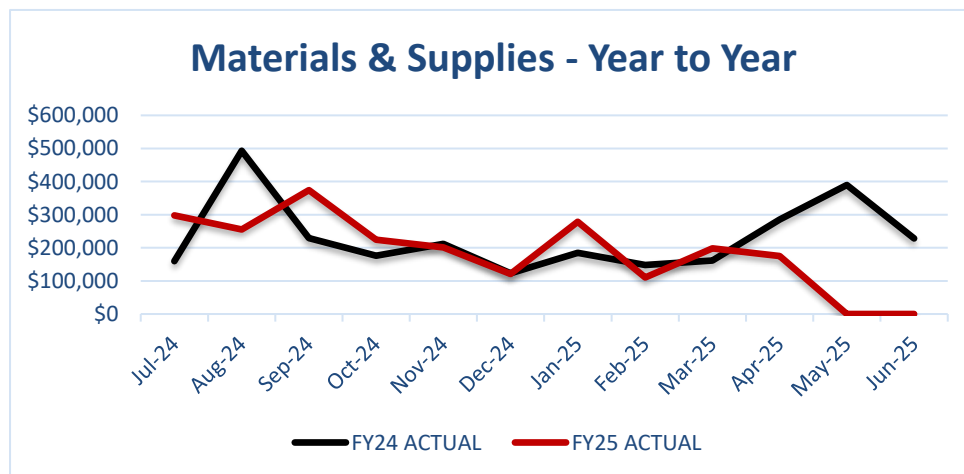
COMPARISON OF SUPPLIES & MATERIAL EXPENDITURES

April 30, 2025

		Monthly		Fiscal Year 2025 Year-to-Date
Actual Material Expenditures		\$175,368		\$2,235,887
Estimated Material Expenditures		\$230,679		\$2,306,790
Variance From Estimate	UNDER	(\$55,312)	UNDER	(\$70,903)
Variance From Estimate	UNDER	-23.98%	UNDER	-3.07%
Actual Prior Year		\$285,628		\$2,172,937
Total Fiscal Year 2025 Estimate				\$2,768,144
Percent Of Total Estimate Spent				80.77%
Percent Of Budget Year Completed			10 month(s)	83.33%

DESCRIPTION: This category consists of office supplies and instructional supplies.

COMMENTS: FYTD expenditures are trending lower than the forecast. This fluctuation is based on the needs of the district and dependent upon the time of the year.



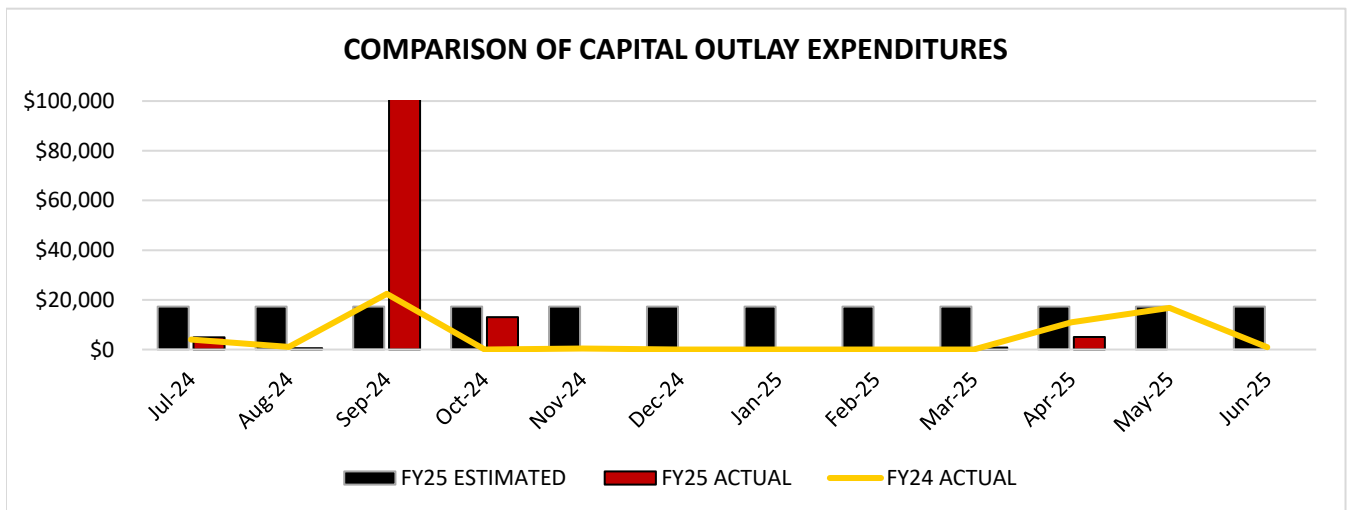
COMPARISON OF EQUIPMENT & CAPITAL EXPENDITURES

April 30, 2025

		<u>Monthly</u>		<u>Fiscal Year 2025 Year-to-Date</u>
Actual Equipment Expenditures		\$5,089		\$153,003
Estimated Equipment Expenditures		\$17,337		\$173,370
Variance From Estimate	UNDER	(\$12,248)	UNDER	(\$20,367)
Variance From Estimate	UNDER	-70.65%	UNDER	-11.75%
Actual Prior Year		\$11,026		\$38,911
Total Fiscal Year 2025 Estimate				\$208,040
Percent Of Total Estimate Spent				73.55%
Percent Of Budget Year Completed		10 month(s)		83.33%

DESCRIPTION: This category consists of new and replacement equipment, and capital outlay.

COMMENTS: FYTD expenditures are trending less than the forecast. Capital expenditures are dependent upon need, so costs tend to be inconsistent throughout the year.



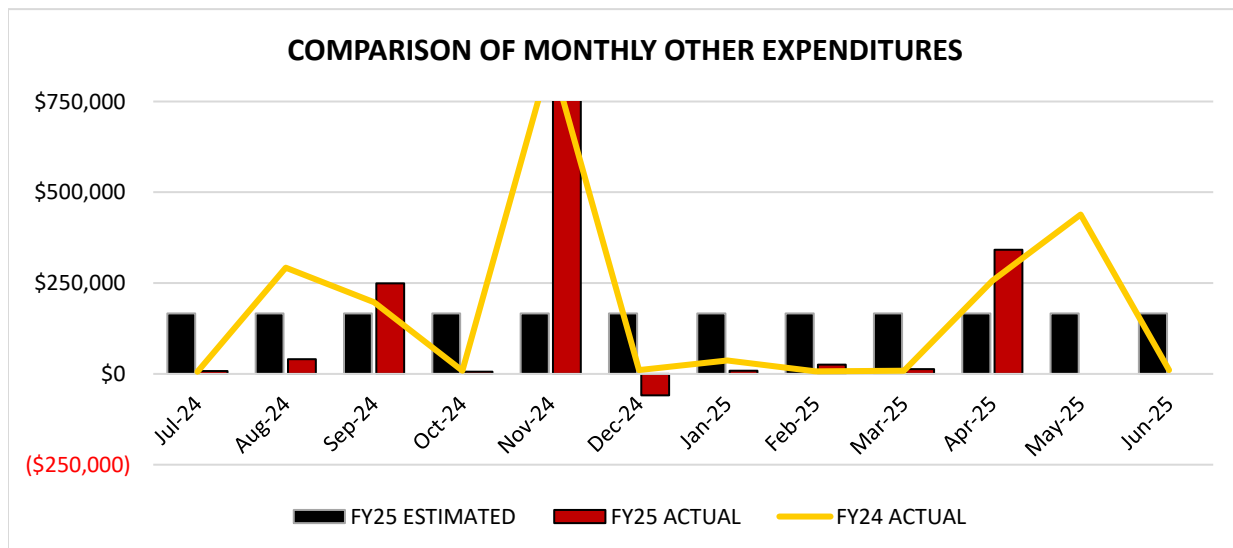
COMPARISON OF ALL OTHER EXPENDITURES

April 30, 2025

		<u>Monthly</u>		<u>Fiscal Year 2025 Year-to-Date</u>
Actual Other Expenditures		\$341,575		\$1,490,663
Estimated Other Expenditures		\$166,273		\$1,662,730
Variance From Estimate	OVER	\$175,302	UNDER	(\$172,067)
Variance From Estimate	OVER	105.43%	UNDER	-10.35%
Actual Prior Year		\$256,295		\$1,698,191
Total Fiscal Year 2025 Estimate				\$1,995,280
Percent Of Total Estimate Spent				74.71%
Percent Of Budget Year Completed		10 month(s)		83.33%

DESCRIPTION: This category consists of advances, transfers, contingencies, auditor/treasurer fees, county board deductions, etc.

COMMENTS: FYTD expenditures are trending less than the forecast. This expenditure group is volatile and occurs randomly throughout the year.



SECTION II

Fiscal Policy



LEBANON CITY SCHOOL DISTRICT

Fiscal Policy



1. Structurally Balanced Budget

The annual Operating Budget will be structurally balanced throughout the budget process. Recurring revenues will equal or exceed recurring expenditures in both the proposed and adopted Operating Budgets. If a structural imbalance occurs, a plan will be developed by the Superintendent and Treasurer to bring the budget back into structural balance.

2. Report on How the Budget Is Balanced

The District Superintendent and Treasurer shall report to the Board on how the budget is balanced with a concise narrative, and if the budget is not in balance, the Superintendent and Treasurer will clearly delineate why and present a plan of options for corrective action within 90 days of the initial report.

3. General Fund Balance

The District shall maintain a General Fund Balance as follows:

- An unencumbered operating reserve equivalent to 10% (36.5 days of operating cash) or more of the General Fund's annual expenditure budget at fiscal year-end.
- The District will also only expend up to 100% of the District's annual available resources minus the prior year's reserve without board approval until an unencumbered operating reserve of 20% is met.

4. Use of One-Time Resources

Once the General Fund budget is brought into structural balance, one-time resources such as proceeds from asset sales, debt refinancing, one-time grants, revenue windfalls, budget savings, and similar non-recurring revenues shall not be used for current or new operating expenses. Appropriate uses of one-time resources include establishing and rebuilding emergency and operating reserves, early retirement of debt, capital expenditures and other non-recurring expenditures.

5. Accounting and Financial Reporting

The District will conform to generally accepted accounting principles as promulgated by Government Account Standards Board (GASB) and the Government Finance Officers Association (GFOA). Reporting will include the following:

- Interim Financial Reports: The Treasurer will prepare monthly financial reports for the Board of Education that analyze and evaluate the District's financial performance based upon the District's spending plan which is a month by month breakdown of anticipated revenues and expenditures for the entire fiscal year.
- Red Flag Exceptions: The Treasurer shall advise the Board of Education of significant negative or positive financial information as soon as he or she becomes aware of it and assesses the impact of the financial information on the District's financial situation.

6. Grants

District Staff will identify, apply for and effectively administer federal, state, local and other grants, which address the District's priorities and policy objectives and provide a positive cost benefit to the District, as determined by the Superintendent or his/her designee.

7. Financial Planning

The District shall develop a long-range financial plan that forecasts General Fund expenditures and revenues, which will include three years of history and five years of projections. The long-range financial plan will be updated and filed with the State of Ohio before every May 31st and October 31st. As part of the budget process, the Treasurer will advise the Board of potential long-range positive and negative trends along with an executive summary of those trends. The long-range financial plan should include an analysis of such factors as:

- State Revenue and Expenditure Impacts
- Legislative Issues Passed and Pending
- Real Estate Development - Commercial and Residential
- Demographic Changes Effecting Student Population
- And Other Indicators Affecting Funding and Expenditures

8. General Obligation Debt Limits

In keeping with the policy of fiscal responsibility, the District will stay within the General Assemblies debt limitations of nine percent of its tax valuation, except where allowed by law.

9. Policy Annual Review

Each fiscal year, the District's Community Audit Advisory Committee (CAAC) will review/revise this policy and make recommendations to the Board of Education for adoption.

SECTION III

Cash Summary Report (all funds)
Disbursement Summary Report
Lebanon CSD Bank Reconciliation Report
Lebanon CSD Payroll Reconciliation Report
Lebanon CSD Investment Report
Lebanon CSD Interest Earnings Report



As Of Period: 04/30/2025

LEBANON CITY SCHOOL DISTRICT

Cash Summary Report

Full Account Code	Description	Initial Cash	MTD Received	FYTD Received	MTD Expended	FYTD Expended	Fund Balance	Encumbrance	Unencumbered Balance
001-0000	General Fund	\$ 23,839,589.55	\$ 6,529,342.97	\$ 65,623,941.34	\$ 5,892,418.99	\$ 59,605,067.63	\$ 29,858,463.26	\$ 3,462,137.29	\$ 26,396,325.97
002-0000	Bond Retirement Fund	9,766,977.68	2,246,051.29	4,866,807.72	24,336.78	4,087,862.83	10,545,922.57	294,225.00	10,251,697.57
003-9008	Lebanon Athletic Facilities Improvements	1,914,344.10	4,979.43	33,332.44	0.00	1,798,102.76	149,573.78	0.00	149,573.78
003-9099	Capital Projects Fund	2,742,281.79	729,004.97	1,530,255.96	592,112.03	2,912,519.14	1,360,018.61	347,206.05	1,012,812.56
004-9000	Building Fund	46,114.94	125.35	1,587.48	0.00	0.00	47,702.42	0.00	47,702.42
004-9001	Energy Conservation Fund	9,994.32	0.00	0.00	0.00	0.00	9,994.32	0.00	9,994.32
004-9002	2013 Building Fund LFI	324,393.01	0.00	0.00	0.00	0.00	324,393.01	0.00	324,393.01
004-9003	Building Fund/LFI Interest	(5,697.71)	854.68	10,979.70	0.00	0.00	5,281.99	0.00	5,281.99
006-0000	Cafeteria Fund	911,949.60	197,947.76	1,629,782.47	171,988.06	1,986,353.50	555,378.57	251,291.71	304,086.86
007-9003	Lebanon CSD Administration Scholarship Fund	1,553.73	98.57	800.14	0.00	0.00	2,353.87	0.00	2,353.87
007-9006	Dennis Barr Jeffery Memorial Scholarship Fund	122.31	201.19	205.77	0.00	0.00	328.08	0.00	328.08
007-9007	Audrey Aileen Kite Scholarship Fund	138,365.12	524.62	5,690.08	0.00	0.00	144,055.20	0.00	144,055.20
007-9009	Jarod Bennett Memorial Fund	607.20	2.30	24.97	0.00	0.00	632.17	0.00	632.17
007-9013	Donald L. Palmer Scholarship Fund	8,402.56	31.86	345.54	0.00	0.00	8,748.10	0.00	8,748.10
007-9016	Unclaimed Monies Fund	6,664.24	0.00	34,174.44	0.00	0.00	40,838.68	0.00	40,838.68
007-9017	Diversity and Achievement Scholarship	548.28	2.08	22.56	0.00	0.00	570.84	0.00	570.84
007-9019	Gloria Taylor Memorial Scholarship	12,009.75	45.53	493.88	0.00	0.00	12,503.63	0.00	12,503.63
007-9020	Misc. Scholarships	1,000.00	0.00	0.00	0.00	0.00	1,000.00	0.00	1,000.00
007-9021	LCS Board Scholarship Fund	0.00	1.85	508.60	0.00	0.00	508.60	0.00	508.60
007-9022	Pepsi Scholarship Fund	0.00	0.00	1,200.00	0.00	0.00	1,200.00	0.00	1,200.00
007-9100	Molly McCool Memorial Scholarship Fund	242.07	0.92	9.95	0.00	0.00	252.02	0.00	252.02
007-9101	Rosalee Satchell/Domino's Pizza Scholar. Fund	7,411.46	28.10	304.79	0.00	0.00	7,716.25	0.00	7,716.25
008-0000	Louisa Jurey Wright Scholarship Fund	15,790.94	60.12	651.87	0.00	0.00	16,442.81	0.00	16,442.81
008-9001	Michael Rourke Scholarship Fund	3,642.34	13.87	150.37	0.00	0.00	3,792.71	0.00	3,792.71
008-9002	Friends of Academics Scholarship Fund	103,839.85	395.34	4,286.63	0.00	0.00	108,126.48	0.00	108,126.48
008-9004	Ron LeFeber Memorial Scholarship Fund	6,288.65	25.06	566.15	0.00	0.00	6,854.80	0.00	6,854.80
009-9004	LJHS USS Fund	28,802.79	2,707.15	42,167.72	539.48	34,950.96	36,019.55	10,610.15	25,409.40
009-9005	LHS USS Fund	230,998.12	23,684.36	228,843.91	12,560.26	201,658.59	258,183.44	87,431.44	170,752.00
009-9006	Bowman USS Fund	4,714.45	1,600.00	41,381.25	2,055.43	39,334.56	6,761.14	528.28	6,232.86
009-9007	Berry USS Fund	2,233.10	1,340.50	20,634.00	0.00	26,744.19	(3,877.09)	3,026.41	(6,903.50)
009-9008	Donovan USS Fund	11,890.78	981.50	28,540.79	644.25	13,302.61	27,128.96	954.83	26,174.13
009-9009	Art USS Fund	3.57	2,555.55	24,304.25	1,385.91	15,660.11	8,647.71	8,126.83	520.88

As Of Period: 04/30/2025

LEBANON CITY SCHOOL DISTRICT

Cash Summary Report

Full Account Code	Description	Initial Cash	MTD Received	FYTD Received	MTD Expended	FYTD Expended	Fund Balance	Encumbrance	Unencumbered Balance
009-9010	Math Grades 6-8 USS	\$ 372.55	\$ 240.50	\$ 3,552.50	\$ 0.00	\$ 0.00	\$ 3,925.05	\$ 0.00	\$ 3,925.05
009-9011	Virtual Learning Supplies	7,543.10	0.00	0.00	0.00	0.00	7,543.10	0.00	7,543.10
010-9000	Classroom Facilities Project State Share	(478,279.29)	0.00	799,320.00	0.00	377,092.33	(56,051.62)	290,052.93	(346,104.55)
010-9001	Classroom Facilities Project Local Share	(88,314.34)	0.00	377,092.33	0.00	0.00	288,777.99	160,691.25	128,086.74
010-9900	Classroom Facilities State Share/Interest	333,229.87	0.00	23.78	0.00	0.00	333,253.65	0.00	333,253.65
010-9901	Classroom Facilities Local Share/Interest	1,772,051.30	760.84	7,305.30	0.00	0.00	1,779,356.60	0.00	1,779,356.60
018-9000	LJHS Neediest Kids of All	515.46	0.00	0.00	0.00	398.72	116.74	0.00	116.74
018-9001	Bowman Neediest Kids of All	2.38	0.00	2,000.00	236.00	1,429.74	572.64	542.99	29.65
018-9002	LJHS Morning Market	6,607.20	155.00	1,238.00	27.45	634.30	7,210.90	701.61	6,509.29
018-9003	Donovan Neediest Kids of All	829.98	0.00	1,500.00	0.00	1,062.73	1,267.25	1,767.25	(500.00)
018-9005	Berry Neediest Kids of All	181.97	0.00	1,000.00	334.17	874.55	307.42	225.45	81.97
018-9007	LJHS Teachers' Lounge	1,406.87	0.00	61.68	0.00	583.10	885.45	0.00	885.45
018-9009	LHS Media Center Fund	932.90	196.00	536.99	0.00	0.00	1,469.89	0.00	1,469.89
018-9010	Transportation Dept's Lounge	432.81	0.00	81.49	0.00	0.00	514.30	0.00	514.30
018-9011	Donovan Media Center	8,582.83	26.00	419.55	0.00	2,563.09	6,439.29	31.76	6,407.53
018-9013	Bowman Media Center	11,832.08	103.50	740.22	0.00	0.00	12,572.30	0.00	12,572.30
018-9015	LJHS Building Fund	13,019.12	0.00	4,719.29	1,214.00	3,883.23	13,855.18	330.00	13,525.18
018-9019	Donovan Building Fund	586.14	597.40	16,103.64	162.97	15,794.23	895.55	419.67	475.88
018-9021	Bowman Building Fund - Student	29,520.35	450.00	16,298.11	378.24	18,442.89	27,375.57	1,531.59	25,843.98
018-9023	Berry Building Fund	4,935.41	0.00	18,561.76	209.57	9,043.09	14,454.08	4,002.90	10,451.18
018-9024	LHS Building Fund	11,365.00	446.00	11,149.10	355.04	12,172.92	10,341.18	3,053.11	7,288.07
018-9025	LHS Bridges	2,084.11	0.00	2,315.00	0.00	1,117.24	3,281.87	150.00	3,131.87
018-9027	LJHS Media Center	265.55	49.50	309.50	0.00	0.00	575.05	0.00	575.05
018-9028	Berry Media Center	4,198.32	0.00	84.67	0.00	0.00	4,282.99	1,089.70	3,193.29
018-9029	Ticket Sales Fund	6.48	4,865.34	6,525.34	3,000.00	3,000.00	3,531.82	0.00	3,531.82
018-9031	LJHS - Washington DC Trip	2,830.27	40.00	5,525.00	0.00	1,845.90	6,509.37	0.00	6,509.37
018-9032	LJHS - Harmon Civic Trust Red Ticket Program	891.37	0.00	2,000.00	323.26	1,473.06	1,418.31	434.06	984.25
018-9033	Bowman Book Program Fund	4,050.66	0.00	0.00	0.00	0.00	4,050.66	0.00	4,050.66
018-9034	Warrior Assistance Fund	1,750.00	0.00	1,125.00	0.00	0.00	2,875.00	0.00	2,875.00
018-9035	Technology Repair Fund	10,220.80	1,982.05	7,052.50	0.00	1,885.00	15,388.30	0.00	15,388.30
019-9002	Making Middle Schools Work Grant	315.00	0.00	0.00	0.00	0.00	315.00	0.00	315.00
019-9006	Warren County Board of Dev Disabilites Grant	0.00	0.00	50,000.00	0.00	10,721.46	39,278.54	0.00	39,278.54
019-9013	Marth Holden Jennings Grant - McAndrews	4,811.25	0.00	0.00	0.00	0.00	4,811.25	0.00	4,811.25
019-9014	Morning Movers Grant	73.33	0.00	2,500.00	0.00	2,579.33	(6.00)	143.51	(149.51)
019-9016	FUSE Grant - Donovan	4,400.00	0.00	0.00	0.00	0.00	4,400.00	0.00	4,400.00

As Of Period: 04/30/2025

LEBANON CITY SCHOOL DISTRICT

Cash Summary Report

Full Account Code	Description	Initial Cash	MTD Received	FYTD Received	MTD Expended	FYTD Expended	Fund Balance	Encumbrance	Unencumbered Balance
019-9022	Hope Squad, Suicide Prevention Grant	\$ 283.39	\$ 0.00	\$ 0.00	\$ 0.00	\$ 0.00	\$ 283.39	\$ 0.00	\$ 283.39
019-9027	High Schools That Work Mini Grant - LJHS	625.03	0.00	0.00	0.00	0.00	625.03	0.00	625.03
019-9028	Learning Links Grant - Career Tech	1,296.00	0.00	0.00	0.00	0.00	1,296.00	0.00	1,296.00
019-9029	High Schools That Work Mini Grant - LHS	1,000.00	0.00	0.00	0.00	0.00	1,000.00	0.00	1,000.00
022-9000	Girls Volleyball Tournament Fund	3,992.00	0.00	2,811.00	0.00	2,958.00	3,845.00	0.00	3,845.00
022-9001	Boys Soccer Tournament Fund	277.00	0.00	0.00	0.00	277.00	0.00	0.00	0.00
022-9002	Girls Soccer Tournament Fund	0.00	0.00	833.00	0.00	833.00	0.00	0.00	0.00
022-9004	Wrestling Tournament Fund	1,687.00	0.00	0.00	0.00	1,687.00	0.00	0.00	0.00
022-9006	Softball Tournament Fund	559.00	0.00	0.00	0.00	559.00	0.00	0.00	0.00
022-9007	Football Tournament Fund	3,280.00	0.00	7,538.00	0.00	10,280.00	538.00	538.00	0.00
022-9010	Boys Lacrosse Tournament Fund	517.00	0.00	0.00	0.00	517.00	0.00	0.00	0.00
034-0000	Classroom Facilities Maintenance .5 Mill	995,270.32	261,271.02	515,383.52	2,842.05	668,282.11	842,371.73	52,372.00	789,999.73
200-9000	Junior Council on World Affairs	1,339.06	0.00	0.00	0.00	0.00	1,339.06	0.00	1,339.06
200-9001	LHS Art & Portfolio Club	164.94	0.00	0.00	0.00	0.00	164.94	0.00	164.94
200-9003	LHS Drama Club	12,474.38	1,029.00	1,829.00	3,057.56	7,216.40	7,086.98	2,338.35	4,748.63
200-9004	LHS French Club	362.22	0.00	0.00	0.00	0.00	362.22	100.00	262.22
200-9005	LHS Spanish Club	748.08	0.00	0.00	0.00	0.00	748.08	0.00	748.08
200-9006	LHS FCCLA	6,107.33	0.00	5,000.00	813.43	1,575.94	9,531.39	1,290.06	8,241.33
200-9007	LHS FBLA	3,639.40	692.00	16,745.52	0.00	14,990.00	5,394.92	688.50	4,706.42
200-9008	LHS National Honor Society	4,236.49	0.00	1,627.00	2,383.99	3,549.33	2,314.16	256.73	2,057.43
200-9011	LHS Recording Club	646.89	0.00	0.00	0.00	0.00	646.89	0.00	646.89
200-9012	AFJROTC	6,215.06	85.00	1,285.00	0.00	4,086.10	3,413.96	0.00	3,413.96
200-9013	LJHS Student Council	8,833.40	0.00	0.00	130.24	237.33	8,596.07	0.00	8,596.07
200-9016	LHS Student Council	40,671.67	7,500.00	75,264.36	29,506.80	60,834.59	55,101.44	6,007.00	49,094.44
200-9017	LJHS Warrior Pride Yearbook	15,397.71	0.00	2,477.11	0.00	42.84	17,831.98	4,200.00	13,631.98
200-9025	Key Club	1,859.26	0.00	495.00	0.00	416.00	1,938.26	0.00	1,938.26
200-9027	LHS Outdoor Adventure Club	1,900.62	0.00	0.00	0.00	0.00	1,900.62	0.00	1,900.62
200-9029	LHS Yearbook	38,711.12	80.00	15,230.00	0.00	13,652.56	40,288.56	11,021.38	29,267.18
200-9030	LJHS Spear Club	1,486.77	0.00	0.00	0.00	45.53	1,441.24	254.47	1,186.77
200-9032	LHS Ecology Club	393.22	0.00	0.00	0.00	0.00	393.22	0.00	393.22
200-9035	LJHS Drama Club	31,380.62	0.00	6,161.12	0.00	9,607.00	27,934.74	0.00	27,934.74
200-9037	LJHS Renaissance Academic Success	0.00	0.00	134.70	0.00	426.50	(291.80)	0.00	(291.80)
200-9038	LHS Intramurals	210.27	0.00	0.00	0.00	0.00	210.27	0.00	210.27
200-9040	Daylight Prom	2,596.77	0.00	0.00	0.00	0.00	2,596.77	0.00	2,596.77
200-9045	LJHS Science Club	536.85	0.00	0.00	0.00	0.00	536.85	0.00	536.85
200-9046	LHS Gender Sexuality Alliance (GSA)	887.10	0.00	0.00	0.00	0.00	887.10	0.00	887.10

As Of Period: 04/30/2025

LEBANON CITY SCHOOL DISTRICT
Cash Summary Report

Full Account Code	Description	Initial Cash	MTD Received	FYTD Received	MTD Expended	FYTD Expended	Fund Balance	Encumbrance	Unencumbered Balance
200-9047	LJHS Builders' Club	\$ 22.50	\$ 0.00	\$ 0.00	\$ 0.00	\$ 0.00	\$ 22.50	\$ 0.00	\$ 22.50
200-9050	LJHS Pop Culture Club	247.86	0.00	0.00	0.00	0.00	247.86	0.00	247.86
200-9051	LHS Beverage Cart	414.04	0.00	558.00	92.07	257.01	715.03	342.99	372.04
200-9054	LHS Hope Squad	1,102.20	0.00	1,000.00	(5.99)	532.36	1,569.84	509.36	1,060.48
200-9055	LJHS WarZone	568.30	0.00	0.00	0.00	0.00	568.30	0.00	568.30
200-9056	LHS Class of 2024	3,671.82	0.00	0.00	0.00	0.00	3,671.82	0.00	3,671.82
200-9057	LHS Class of 2025	5,270.59	0.00	270.00	2,230.40	3,031.78	2,508.81	750.00	1,758.81
200-9058	Berry Student Council	422.40	0.00	0.00	0.00	0.00	422.40	0.00	422.40
200-9059	LHS Class of 2026	1,463.66	0.00	2,779.00	0.00	373.50	3,869.16	0.00	3,869.16
200-9060	LHS Maroon Makers	60.00	0.00	0.00	0.00	0.00	60.00	0.00	60.00
200-9061	LHS Class of 2027	873.75	0.00	790.00	0.00	577.70	1,086.05	0.00	1,086.05
200-9062	LHS Class of 2028	0.00	640.59	1,965.59	0.00	900.00	1,065.59	0.00	1,065.59
200-9063	LHS Business Academy	0.00	0.00	1,914.23	0.00	861.36	1,052.87	722.00	330.87
300-9401	Varsity Winter Guard	3,995.22	130.00	12,491.00	775.00	12,904.28	3,581.94	331.87	3,250.07
300-9402	Junior Varsity Winter Guard	2,740.57	0.00	6,750.00	1,425.00	6,319.43	3,171.14	0.00	3,171.14
300-9404	LHS Drumline	5,100.34	150.00	15,045.00	3,500.00	13,662.84	6,482.50	1,191.15	5,291.35
300-9406	Orchestra	5,327.68	81.50	14,212.50	309.32	3,760.90	15,779.28	8,549.04	7,230.24
300-9500	LHS Athletic Department	19,094.32	13,711.27	300,066.32	25,914.21	340,505.70	(21,345.06)	26,913.94	(48,259.00)
300-9505	LHS Captain's Council	419.16	0.00	0.00	0.00	0.00	419.16	0.00	419.16
300-9506	Boys Club Volleyball	6,757.67	2,375.00	4,732.00	1,782.50	3,978.06	7,511.61	1,135.50	6,376.11
300-9513	Indoor Track & Field	1,731.00	60.00	4,000.00	0.00	4,428.55	1,302.45	0.00	1,302.45
300-9514	LJHS Athletic Department	12,496.04	0.00	29,472.97	1,919.47	42,325.12	(356.11)	786.00	(1,142.11)
300-9516	LHS Dance Team	842.01	0.00	0.00	0.00	899.70	(57.69)	0.00	(57.69)
300-9517	LHS Warrior Stack	8,595.67	6,744.93	7,219.93	0.00	3,117.60	12,698.00	3,202.00	9,496.00
300-9993	LHS Baseball Team - Historical Society	7,549.70	3,162.79	12,893.41	5,495.72	14,972.07	5,471.04	1,437.00	4,034.04
401-9024	St. Francis Auxiliary Services FY24	73,633.15	0.00	0.00	4,452.88	59,728.74	13,904.41	13,745.37	159.04
401-9025	St. Francis Auxiliary Services FY25	0.00	364.47	164,040.35	5,827.91	39,244.66	124,795.69	45,660.36	79,135.33
401-9124	Lebanon United Methodist Kindergarten FY24	9,075.84	0.00	0.00	0.00	3,327.68	5,748.16	497.09	5,251.07
401-9125	Lebanon United Methodist Kinder FY25	0.00	38.10	9,480.03	70.66	730.14	8,749.89	602.83	8,147.06
401-9224	Lebanon Christian Auxiliary Services FY24	102,373.44	0.00	0.00	180.86	58,156.27	44,217.17	10,238.97	33,978.20
401-9225	Lebanon Christian Auxiliary Services FY25	0.00	617.80	451,908.24	26,294.45	261,021.55	190,886.69	44,337.82	146,548.87
451-9024	FY 24 Network Subsidy	9,705.24	0.00	0.00	0.00	9,700.00	5.24	0.00	5.24
451-9025	FY 25 Network Subsidy	0.00	0.00	9,955.70	0.00	8,833.00	1,122.70	0.00	1,122.70
467-9020	Student Wellness and Success Fund	93,976.81	0.00	0.00	6,264.63	81,332.07	12,644.74	0.00	12,644.74
499-9125	Parent Mentor Grant FY 25	0.00	7,029.31	20,366.62	1,443.64	21,556.74	(1,190.12)	0.00	(1,190.12)

LEBANON CITY SCHOOL DISTRICT

Cash Summary Report

Full Account Code	Description	Initial Cash	MTD Received	FYTD Received	MTD Expended	FYTD Expended	Fund Balance	Encumbrance	Unencumbered Balance
499-9225	Skills Trainer Project Grant FY25	\$ 0.00	\$ 5,360.73	\$ 10,721.46	\$ 0.00	\$ 10,721.46	\$ 0.00	\$ 0.00	\$ 0.00
499-9424	OH Attorney General School_Law Enfor Technology Grant FY24	30,000.00	0.00	0.00	0.00	0.00	30,000.00	0.00	30,000.00
499-9525	OH AG School Safety Grant FY25	0.00	22,279.74	62,279.74	0.00	0.00	62,279.74	0.00	62,279.74
516-9024	IDEA, PART B FY 24	(79,346.53)	0.00	241,135.69	0.00	235,462.52	(73,673.36)	0.00	(73,673.36)
516-9025	IDEA, PART B FY 25	0.00	192,190.56	793,913.26	104,089.64	862,636.75	(68,723.49)	386.49	(69,109.98)
536-9025	Title I Supplemental School Impr - Stimulus A	0.00	0.00	0.00	1,457.19	1,457.19	(1,457.19)	95,500.00	(96,957.19)
551-9024	Title III, LEP FY 24	(360.38)	0.00	1,873.85	0.00	1,513.47	0.00	0.00	0.00
551-9025	Title III, LEP FY 25	0.00	3,318.96	13,341.57	1,859.08	13,707.18	(365.61)	762.18	(1,127.79)
572-9024	TITLE I FY 24	(98,207.01)	0.00	243,777.11	0.00	175,727.21	(30,157.11)	1.40	(30,158.51)
572-9025	TITLE I FY 25	0.00	476,967.26	518,656.21	86,577.41	634,792.64	(116,136.43)	11,226.92	(127,363.35)
572-9125	Expanding Opportunities Grant FY25	0.00	0.00	0.00	701.61	42,843.48	(42,843.48)	6.86	(42,850.34)
584-9024	Title IV-A Student Support & Acad. Enrich.	(24,000.00)	0.00	41,921.22	0.00	7,609.53	10,311.69	0.00	10,311.69
584-9025	Title IV-A Student Support & Acad. Enrich.	0.00	17,686.36	17,686.36	0.00	27,998.05	(10,311.69)	1,388.40	(11,700.09)
587-9025	IDEA, Early Childhood Education FY 25	0.00	0.00	30,661.66	0.00	30,661.66	0.00	0.00	0.00
590-9025	TITLE II-A FY 25	0.00	102,777.36	144,466.31	0.00	41,688.95	102,777.36	0.00	102,777.36
Grand Total		\$ 43,203,532.45	\$ 10,878,862.80	\$ 79,316,295.18	\$ 7,025,673.62	\$ 75,074,085.92	\$ 47,445,741.71	\$ 5,279,997.80	\$ 42,165,743.91

Start Date: 4/1/2025

End Date: 4/30/2025

LEBANON CITY SCHOOL DISTRICT

Disbursement Summary Report

Reference Number	Check Number	Type	Date	Name	Vendor #	Status	Reconcile Date	Void Date	Amount
52820	194345	ACCOUNTS_PAYA BLE	4/3/2025	BETHESDA HEALTHCARE INC.	20453	RECONCILED	4/30/2025		\$ 995.00
52869	194346	ACCOUNTS_PAYA BLE	4/3/2025	BLICK ART MATERIALS	20520	RECONCILED	4/30/2025		15.38
52809	194347	ACCOUNTS_PAYA BLE	4/3/2025	BUTLER; SCOTT	21137	RECONCILED	4/30/2025		304.03
52832	194348	ACCOUNTS_PAYA BLE	4/3/2025	CAROLINA BIOLOGICAL SUPPLY CO.	30187	RECONCILED	4/30/2025		515.73
52801	194349	ACCOUNTS_PAYA BLE	4/3/2025	CHAMBERLIN: PAULA	30470	RECONCILED	4/30/2025		16.17
52761	194350	ACCOUNTS_PAYA BLE	4/3/2025	CINTAS	30810	RECONCILED	4/30/2025		150.72
52763	194351	ACCOUNTS_PAYA BLE	4/3/2025	THE CITY OF LEBANON	30841	RECONCILED	4/30/2025		25,059.29
52774	194352	ACCOUNTS_PAYA BLE	4/3/2025	COUNTRYSIDE YMCA	31487	RECONCILED	4/30/2025		2,811.64
52871	194353	ACCOUNTS_PAYA BLE	4/3/2025	DALTON; BRIAN	40055	RECONCILED	4/30/2025		127.02
52813	194354	ACCOUNTS_PAYA BLE	4/3/2025	DEMCO INC.	40352	RECONCILED	4/30/2025		796.91
52834	194355	ACCOUNTS_PAYA BLE	4/3/2025	EDGEWOOD CITY SCHOOLS	50180	RECONCILED	4/30/2025		300.00
52760	194356	ACCOUNTS_PAYA BLE	4/3/2025	U.S. BANK	50555	RECONCILED	4/30/2025		2,104.67
52866	194357	ACCOUNTS_PAYA BLE	4/3/2025	ENNIS BRITTON CO, LPA	50660	RECONCILED	4/30/2025		4,595.50
52843	194358	ACCOUNTS_PAYA BLE	4/3/2025	FLINN SCIENTIFIC, INC.	60300	RECONCILED	4/30/2025		197.10
52788	194359	ACCOUNTS_PAYA BLE	4/3/2025	HAHN; RACHEL	80000	RECONCILED	4/30/2025		8.94
52826	194360	ACCOUNTS_PAYA BLE	4/3/2025	HAL LEONARD CORPORATION	80055	RECONCILED	4/30/2025		66.30
52806	194361	ACCOUNTS_PAYA BLE	4/3/2025	HAMILTON COUNTY ESC	80138	RECONCILED	4/30/2025		198.00
52762	194362	ACCOUNTS_PAYA BLE	4/3/2025	HOME DEPOT CREDIT SERVICES	80907	RECONCILED	4/30/2025		468.03
52849	194363	ACCOUNTS_PAYA BLE	4/3/2025	LEBANON HIGH SCHOOL	120630	RECONCILED	4/30/2025		96.57
52800	194364	ACCOUNTS_PAYA BLE	4/3/2025	LUKE; AMY	121138	RECONCILED	4/30/2025		319.15
52785	194365	ACCOUNTS_PAYA BLE	4/3/2025	CONNER; LAURA	130074	RECONCILED	4/30/2025		16.56
52841	194366	ACCOUNTS_PAYA BLE	4/3/2025	MASON HIGH SCHOOL	130594	RECONCILED	4/30/2025		150.00
52858	194367	ACCOUNTS_PAYA	4/3/2025	MCHENRY;	130745	RECONCILED	4/30/2025		19.50

Start Date: 4/1/2025

End Date: 4/30/2025

LEBANON CITY SCHOOL DISTRICT

Disbursement Summary Report

Reference Number	Check Number	Type	Date	Name	Vendor #	Status	Reconcile Date	Void Date	Amount
		BLE		SHERI					
52789	194368	ACCOUNTS_PAYA	4/3/2025	MINUTEMAN	131320	RECONCILED	4/30/2025		\$ 169.65
		BLE		PRESS					
52838	194369	ACCOUNTS_PAYA	4/3/2025	PALMER; LORI	160043	OUTSTANDING			14.43
		BLE							
52802	194370	ACCOUNTS_PAYA	4/3/2025	PHILLIPS SUPPLY	160320	RECONCILED	4/30/2025		1,414.07
		BLE		CO.					
52775	194371	ACCOUNTS_PAYA	4/3/2025	ROSS MIDDLE	180615	OUTSTANDING			250.00
		BLE		SCHOOL					
52784	194372	ACCOUNTS_PAYA	4/3/2025	SCHOOL HEALTH	190388	RECONCILED	4/30/2025		187.61
		BLE		CORPORATION					
52795	194373	ACCOUNTS_PAYA	4/3/2025	SMITH TRAILER	191148	RECONCILED	4/30/2025		250.00
		BLE		& EQUIPMENT					
				INC					
52787	194374	ACCOUNTS_PAYA	4/3/2025	STANTON'S	191611	RECONCILED	4/30/2025		539.48
		BLE		SHEET MUSIC					
52794	194375	ACCOUNTS_PAYA	4/3/2025	VERTICAL	220162	RECONCILED	4/30/2025		218.36
		BLE		SYSTEMS					
				ELEVATOR					
52807	194376	ACCOUNTS_PAYA	4/3/2025	CAPITAL ONE	220900	RECONCILED	4/30/2025		614.05
		BLE							
52825	194377	ACCOUNTS_PAYA	4/3/2025	WARREN	230190	RECONCILED	4/30/2025		6,000.00
		BLE		COUNTY CAREER					
				CENTER					
52845	194378	ACCOUNTS_PAYA	4/3/2025	TREASURER OF	520037	RECONCILED	4/30/2025		6,961.80
		BLE		STATE					
52779	194379	ACCOUNTS_PAYA	4/3/2025	BUSKIRK; ROBYN	610032	RECONCILED	4/30/2025		44.35
		BLE							
52872	194380	ACCOUNTS_PAYA	4/3/2025	GREGG; KIM	801757	RECONCILED	4/30/2025		39.00
		BLE							
52870	194381	ACCOUNTS_PAYA	4/3/2025	MUSSER	801796	RECONCILED	4/30/2025		3,770.00
		BLE		EXCAVATING					
52865	194382	ACCOUNTS_PAYA	4/3/2025	PICTURE THIS	801801	RECONCILED	4/30/2025		245.00
		BLE							
52808	194383	ACCOUNTS_PAYA	4/3/2025	NCS PEARSON	801930	RECONCILED	4/30/2025		274.58
		BLE		INC.					
52822	194384	ACCOUNTS_PAYA	4/3/2025	PRO-ED INC.	801957	RECONCILED	4/30/2025		1,320.50
		BLE							
52798	194385	ACCOUNTS_PAYA	4/3/2025	LHS AFTER-PROM	802013	RECONCILED	4/30/2025		130.00
		BLE		COMMITTEE					
52847	194386	ACCOUNTS_PAYA	4/3/2025	J.W. PEPPER &	802092	RECONCILED	4/30/2025		91.50
		BLE		SON INC.					
52780	194387	ACCOUNTS_PAYA	4/3/2025	LEARNING A-Z	802419	RECONCILED	4/30/2025		250.00
		BLE							
52756	194388	ACCOUNTS_PAYA	4/3/2025	Ace Hardware	802545	OUTSTANDING			60.87
		BLE		W.C.					
52796	194389	ACCOUNTS_PAYA	4/3/2025	FRANZ; CLIFTON	802828	RECONCILED	4/30/2025		20.00
		BLE							

Start Date: 4/1/2025

End Date: 4/30/2025

LEBANON CITY SCHOOL DISTRICT

Disbursement Summary Report

Reference Number	Check Number	Type	Date	Name	Vendor #	Status	Reconcile Date	Void Date	Amount
52837	194390	ACCOUNTS_PAYA BLE	4/3/2025	NCS PEARSON, INC.	802850	RECONCILED	4/30/2025		\$ 571.20
52839	194391	ACCOUNTS_PAYA BLE	4/3/2025	WINTON WOODS CITY SCHOOLS	802892	RECONCILED	4/30/2025		3,189.78
52848	194392	ACCOUNTS_PAYA BLE	4/3/2025	FROST BROWN TODD LLC	803510	RECONCILED	4/30/2025		1,989.00
52844	194393	ACCOUNTS_PAYA BLE	4/3/2025	TARR, LAUREN	803572	RECONCILED	4/30/2025		30.68
52840	194394	ACCOUNTS_PAYA BLE	4/3/2025	STAPLES BUSINESS ADVANTAGE	804156	RECONCILED	4/30/2025		149.71
52793	194395	ACCOUNTS_PAYA BLE	4/3/2025	Butler, Ray	804589	RECONCILED	4/30/2025		2,000.00
52776	194396	ACCOUNTS_PAYA BLE	4/3/2025	BUTLER CO. ESC	804648	RECONCILED	4/30/2025		64,826.82
52790	194397	ACCOUNTS_PAYA BLE	4/3/2025	GRAINGER	804685	RECONCILED	4/30/2025		1,215.10
52777	194398	ACCOUNTS_PAYA BLE	4/3/2025	RUMPKE OF OHIO INC.	804873	RECONCILED	4/30/2025		14,807.69
52851	194399	ACCOUNTS_PAYA BLE	4/3/2025	CRAWFORD; TONI	804878	RECONCILED	4/30/2025		40.00
52770	194400	ACCOUNTS_PAYA BLE	4/3/2025	ROTELLO; ALISHA	804961	RECONCILED	4/30/2025		9.15
52815	194401	ACCOUNTS_PAYA BLE	4/3/2025	LINEHAUL HEAVY DUTY LLC	805272	RECONCILED	4/30/2025		1,523.03
52792	194402	ACCOUNTS_PAYA BLE	4/3/2025	DIESEL INJECTION SERVICE CO.	805582	OUTSTANDING			3,969.36
52812	194403	ACCOUNTS_PAYA BLE	4/3/2025	INTERSTATE BILLING SERVICE INC	805667	RECONCILED	4/30/2025		2,610.59
52868	194404	ACCOUNTS_PAYA BLE	4/3/2025	ULINE	805790	RECONCILED	4/30/2025		323.48
52862	194405	ACCOUNTS_PAYA BLE	4/3/2025	GRALER; MARGO	806489	RECONCILED	4/30/2025		53.20
52874	194406	ACCOUNTS_PAYA BLE	4/3/2025	FRANK; ANNA	806490	RECONCILED	4/30/2025		36.85
52773	194407	ACCOUNTS_PAYA BLE	4/3/2025	HODGES; KRISTEN	806523	RECONCILED	4/30/2025		45.06
52856	194408	ACCOUNTS_PAYA BLE	4/3/2025	FIRST ADVANTAGE TAX	807093	RECONCILED	4/30/2025		240.00
52783	194409	ACCOUNTS_PAYA BLE	4/3/2025	HTG	807157	RECONCILED	4/30/2025		502.50
52823	194410	ACCOUNTS_PAYA BLE	4/3/2025	SILCOX; DAVE	807279	RECONCILED	4/30/2025		45.29
52810	194411	ACCOUNTS_PAYA BLE	4/3/2025	EQUIPMENT DEPOT	807389	RECONCILED	4/30/2025		147.00
52816	194412	ACCOUNTS_PAYA	4/3/2025	WOMACK,	807394	RECONCILED	4/30/2025		20.02

Start Date: 4/1/2025

End Date: 4/30/2025

LEBANON CITY SCHOOL DISTRICT

Disbursement Summary Report

Reference Number	Check Number	Type	Date	Name	Vendor #	Status	Reconcile Date	Void Date	Amount
52854	194413	BLE ACCOUNTS_PAYA	4/3/2025	CARISSA HAUER MUSIC	807434	RECONCILED	4/30/2025		\$ 24.00
52863	194414	BLE ACCOUNTS_PAYA	4/3/2025	BEST DRIVE LLC	807700	RECONCILED	4/30/2025		471.95
52831	194415	BLE ACCOUNTS_PAYA	4/3/2025	MANSFIELD OIL COMPANY	807959	RECONCILED	4/30/2025		20,457.80
52811	194416	BLE ACCOUNTS_PAYA	4/3/2025	FRAMBES; ANITA	808009	RECONCILED	4/30/2025		390.00
52803	194417	BLE ACCOUNTS_PAYA	4/3/2025	EAST MAIN PRODUCTIONS	808122	RECONCILED	4/30/2025		970.00
52759	194418	BLE ACCOUNTS_PAYA	4/3/2025	OHIO CAT	808222	RECONCILED	4/30/2025		3,305.52
52805	194419	BLE ACCOUNTS_PAYA	4/3/2025	HOLTKAMP; MAGGIE	808338	RECONCILED	4/30/2025		10.84
52853	194420	BLE ACCOUNTS_PAYA	4/3/2025	MCCORMICK'S GROUP LLC	808516	RECONCILED	4/30/2025		534.11
52765	194421	BLE ACCOUNTS_PAYA	4/3/2025	O'REILLY AUTO PARTS	808521	RECONCILED	4/30/2025		219.05
52786	194422	BLE ACCOUNTS_PAYA	4/3/2025	COMMERCIAL PARTS & SERVICE	808635	RECONCILED	4/30/2025		1,763.88
52767	194423	BLE ACCOUNTS_PAYA	4/3/2025	AMAZON CAPITAL SERVICES	808695	RECONCILED	4/30/2025		9,640.37
52771	194424	BLE ACCOUNTS_PAYA	4/3/2025	SOUTHWEST OHIO COUNCIL	808737	RECONCILED	4/30/2025		9,736.43
52852	194425	BLE ACCOUNTS_PAYA	4/3/2025	Buchert; Jamie	808958	RECONCILED	4/30/2025		35.18
52757	194426	BLE ACCOUNTS_PAYA	4/3/2025	REITER DAIRY	809091	RECONCILED	4/30/2025		6,055.29
52850	194427	BLE ACCOUNTS_PAYA	4/3/2025	KEITH PANTLING	809109	RECONCILED	4/30/2025		956.66
52766	194428	BLE ACCOUNTS_PAYA	4/3/2025	ROBERTS; AREN	809341	RECONCILED	4/30/2025		450.00
52781	194429	BLE ACCOUNTS_PAYA	4/3/2025	SEDGWICK	809409	RECONCILED	4/30/2025		2,575.00
52878	194430	BLE ACCOUNTS_PAYA	4/3/2025	ZANOLA; MEAGAN	809412	RECONCILED	4/30/2025		329.00
52817	194431	BLE ACCOUNTS_PAYA	4/3/2025	SCHOOL SPECIALTY LLC	809420	OUTSTANDING			47.29
52828	194432	BLE ACCOUNTS_PAYA	4/3/2025	AVID SIGNS PLUS LLC.	809483	RECONCILED	4/30/2025		270.00
52782	194433	BLE ACCOUNTS_PAYA	4/3/2025	S&S SCHOOL BUS SEATS AND PARTS	809582	RECONCILED	4/30/2025		2,440.00
52873	194434	BLE ACCOUNTS_PAYA	4/3/2025	FOLLETT CONTENT	809666	RECONCILED	4/30/2025		232.16

Start Date: 4/1/2025

End Date: 4/30/2025

LEBANON CITY SCHOOL DISTRICT

Disbursement Summary Report

Reference Number	Check Number	Type	Date	Name	Vendor #	Status	Reconcile Date	Void Date	Amount
52859	194435	ACCOUNTS_PAYA BLE	4/3/2025	SOLUTIONS HADDIX; GINGER	809701	RECONCILED	4/30/2025		\$ 14.25
52755	194436	REFUND	4/3/2025	WARRINGTON; CINDY	809710	RECONCILED	4/30/2025		50.00
52842	194437	ACCOUNTS_PAYA BLE	4/3/2025	SANTANDER BANK N.A.	809730	RECONCILED	4/30/2025		368,052.00
52830	194438	ACCOUNTS_PAYA BLE	4/3/2025	FRANK'S AUTO BODY INC.	809811	RECONCILED	4/30/2025		1,620.10
52827	194439	ACCOUNTS_PAYA BLE	4/3/2025	CINCINNATI OCCUPATIONAL THERAPY INSTITUTE	809884	RECONCILED	4/30/2025		318.75
52758	194440	ACCOUNTS_PAYA BLE	4/3/2025	THE CHILDREN'S HOME OF CINCINNATI OHIO	809940	RECONCILED	4/30/2025		5,859.00
52867	194441	ACCOUNTS_PAYA BLE	4/3/2025	HEATHER FRANKS	810054	OUTSTANDING			6.76
52877	194442	ACCOUNTS_PAYA BLE	4/3/2025	CP-DBS, LLC	810145	RECONCILED	4/30/2025		35.75
52768	194443	ACCOUNTS_PAYA BLE	4/3/2025	BRICKER GRAYDON LLP	810148	RECONCILED	4/30/2025		199.00
52769	194444	ACCOUNTS_PAYA BLE	4/3/2025	IGS VENTURES, INC	810167	RECONCILED	4/30/2025		19,249.60
52876	194445	ACCOUNTS_PAYA BLE	4/3/2025	KATHERINE WHEELER	810263	RECONCILED	4/30/2025		2,500.00
52821	194446	ACCOUNTS_PAYA BLE	4/3/2025	OFFICE 360	810289	RECONCILED	4/30/2025		106.40
52772	194447	ACCOUNTS_PAYA BLE	4/3/2025	FAIRMONT HIGH SCHOOL	810362	RECONCILED	4/30/2025		125.00
52836	194448	ACCOUNTS_PAYA BLE	4/3/2025	FIT AND FABULOUS BY TERI	810454	RECONCILED	4/30/2025		150.00
52855	194449	ACCOUNTS_PAYA BLE	4/3/2025	HAL LEONARD LLC	810458	RECONCILED	4/30/2025		12.02
52861	194450	ACCOUNTS_PAYA BLE	4/3/2025	SHRADER TIRE & OIL INC	810558	RECONCILED	4/30/2025		2,395.83
52833	194451	ACCOUNTS_PAYA BLE	4/3/2025	SHARED RESOURCE CENTER	810563	RECONCILED	4/30/2025		8,563.68
52835	194452	ACCOUNTS_PAYA BLE	4/3/2025	ALTAFIBER	810592	RECONCILED	4/30/2025		70.66
52764	194453	ACCOUNTS_PAYA BLE	4/3/2025	ELIZABETH DEUER	810638	RECONCILED	4/30/2025		23.69
52804	194454	ACCOUNTS_PAYA BLE	4/3/2025	ALEXI FIELDER	810674	RECONCILED	4/30/2025		22.43
52875	194455	ACCOUNTS_PAYA	4/3/2025	EMILY WILLIAMS	810696	RECONCILED	4/30/2025		22.35

Start Date: 4/1/2025

End Date: 4/30/2025

LEBANON CITY SCHOOL DISTRICT

Disbursement Summary Report

Reference Number	Check Number	Type	Date	Name	Vendor #	Status	Reconcile Date	Void Date	Amount
52814	194456	BLE ACCOUNTS_PAYA	4/3/2025	KENNY HUEY	810709	RECONCILED	4/30/2025		\$ 300.00
52846	194457	BLE ACCOUNTS_PAYA	4/3/2025	EDWARD SHANK	810731	OUTSTANDING			200.00
52824	194458	BLE ACCOUNTS_PAYA	4/3/2025	AMY CARPENTER	810736	RECONCILED	4/30/2025		4.41
52799	194459	BLE ACCOUNTS_PAYA	4/3/2025	EVAN WILLIS	810743	RECONCILED	4/30/2025		500.00
52818	194460	BLE ACCOUNTS_PAYA	4/3/2025	KAYLEE SWANSON	810746	RECONCILED	4/30/2025		375.00
52860	194461	BLE ACCOUNTS_PAYA	4/3/2025	REBECCA LAMANNA	810747	RECONCILED	4/30/2025		375.00
52819	194462	BLE ACCOUNTS_PAYA	4/3/2025	DUTDUTDESIGNS , LLC	810756	RECONCILED	4/30/2025		500.00
52778	194463	BLE ACCOUNTS_PAYA	4/3/2025	NICOLE WATTS	810784	RECONCILED	4/30/2025		11,325.00
52864	194464	BLE ACCOUNTS_PAYA	4/3/2025	MCCARTY GARDENS, LLC	810788	OUTSTANDING			214.00
52797	194465	BLE ACCOUNTS_PAYA	4/3/2025	MIDWEST MOTOR SUPPLY CO. INC	810790	RECONCILED	4/30/2025		895.78
52829	194466	BLE ACCOUNTS_PAYA	4/3/2025	POND MANAGEMENT GROUP HOLDINGS, LLC	810797	RECONCILED	4/30/2025		187.46
52857	194467	BLE ACCOUNTS_PAYA	4/3/2025	OWEN ORR	810801	RECONCILED	4/30/2025		1,000.00
52791	194468	BLE ACCOUNTS_PAYA	4/3/2025	JEREMY OLIVER	810803	RECONCILED	4/30/2025		500.00
52927	194469	BLE ACCOUNTS_PAYA	4/10/2025	SCHOOL NUTRITION ASSOCIATION	11073	RECONCILED	4/30/2025		350.00
52881	194470	BLE ACCOUNTS_PAYA	4/10/2025	BASA	20210	RECONCILED	4/30/2025		200.00
52914	194471	BLE ACCOUNTS_PAYA	4/10/2025	BECKMAN ENVIRONMENTAL	20330	RECONCILED	4/30/2025		133.10
52912	194472	BLE ACCOUNTS_PAYA	4/10/2025	BSN SPORTS , LLC	20920	RECONCILED	4/30/2025		4,629.82
52913	194473	BLE ACCOUNTS_PAYA	4/10/2025	CAROLINA BIOLOGICAL SUPPLY CO.	30187	RECONCILED	4/30/2025		568.15
52911	194474	BLE ACCOUNTS_PAYA	4/10/2025	CEDARVILLE UNIVERSITY	30293	RECONCILED	4/30/2025		18.58
52882	194475	BLE ACCOUNTS_PAYA	4/10/2025	DUKE ENERGY PAYMENT PROCESSING	30760	RECONCILED	4/30/2025		2,534.21
52948	194476	ACCOUNTS_PAYA	4/10/2025	CINTAS	30810	RECONCILED	4/30/2025		150.72

Start Date: 4/1/2025

End Date: 4/30/2025

LEBANON CITY SCHOOL DISTRICT

Disbursement Summary Report

Reference Number	Check Number	Type	Date	Name	Vendor #	Status	Reconcile Date	Void Date	Amount
		BLE							
52893	194477	ACCOUNTS_PAYA	4/10/2025	THE CITY OF	30840	RECONCILED	4/30/2025		\$ 62,038.57
		BLE		LEBANON					
52939	194478	ACCOUNTS_PAYA	4/10/2025	DEMCO INC.	40352	RECONCILED	4/30/2025		1,489.37
		BLE							
52918	194479	ACCOUNTS_PAYA	4/10/2025	FLINN	60300	RECONCILED	4/30/2025		4,983.84
		BLE		SCIENTIFIC, INC.					
52920	194480	ACCOUNTS_PAYA	4/10/2025	GOPHER SPORT	70430	RECONCILED	4/30/2025		2,146.01
		BLE							
52887	194481	ACCOUNTS_PAYA	4/10/2025	GORDON FOOD	70449	RECONCILED	4/30/2025		10,496.97
		BLE		SERVICE					
52923	194482	ACCOUNTS_PAYA	4/10/2025	HAL LEONARD	80055	RECONCILED	4/30/2025		56.80
		BLE		CORPORATION					
52903	194483	ACCOUNTS_PAYA	4/10/2025	HOME DEPOT	80907	RECONCILED	4/30/2025		364.84
		BLE		CREDIT					
				SERVICES					
52898	194484	ACCOUNTS_PAYA	4/10/2025	KOCH SPORTING	110441	RECONCILED	4/30/2025		1,759.00
		BLE		GOODS					
52896	194485	ACCOUNTS_PAYA	4/10/2025	KOI AUTO PARTS	120430	RECONCILED	4/30/2025		284.31
		BLE							
52886	194486	ACCOUNTS_PAYA	4/10/2025	LEBANON HIGH	120630	RECONCILED	4/30/2025		471.08
		BLE		SCHOOL					
52902	194487	ACCOUNTS_PAYA	4/10/2025	MODERN MUSIC	131485	RECONCILED	4/30/2025		59.32
		BLE		METHODS					
52883	194488	ACCOUNTS_PAYA	4/10/2025	OTC BRANDS	150457	RECONCILED	4/30/2025		1,705.06
		BLE		INC.					
52904	194489	ACCOUNTS_PAYA	4/10/2025	PHILLIPS SUPPLY	160320	RECONCILED	4/30/2025		9,588.04
		BLE		CO.					
52935	194490	ACCOUNTS_PAYA	4/10/2025	RYDALCH; JANIS	180840	RECONCILED	4/30/2025		50.17
		BLE							
52908	194491	ACCOUNTS_PAYA	4/10/2025	SIEMENS	191005	RECONCILED	4/30/2025		1,989.58
		BLE		INDUSTRY INC					
52884	194492	ACCOUNTS_PAYA	4/10/2025	TOWNE PEST	200392	RECONCILED	4/30/2025		450.00
		BLE		CONTROL					
52947	194493	ACCOUNTS_PAYA	4/10/2025	TROPHY AWARDS	200559	RECONCILED	4/30/2025		104.84
		BLE							
52921	194494	ACCOUNTS_PAYA	4/10/2025	CAPITAL ONE	220900	RECONCILED	4/30/2025		234.85
		BLE							
52929	194495	ACCOUNTS_PAYA	4/10/2025	WARREN	230196	RECONCILED	4/30/2025		4,250.00
		BLE		COUNTY ESC					
52941	194496	ACCOUNTS_PAYA	4/10/2025	J.W. PEPPER &	802092	RECONCILED	4/30/2025		16.00
		BLE		SON INC.					
52934	194497	ACCOUNTS_PAYA	4/10/2025	Ace Hardware	802545	OUTSTANDING			38.98
		BLE		W.C.					
52890	194498	ACCOUNTS_PAYA	4/10/2025	KLOSTERMAN	803558	RECONCILED	4/30/2025		2,074.24
		BLE		BAKING					
				COMPANY					
52897	194499	ACCOUNTS_PAYA	4/10/2025	JS LANGUAGES	803721	OUTSTANDING			1,162.27

Start Date: 4/1/2025

End Date: 4/30/2025

LEBANON CITY SCHOOL DISTRICT

Disbursement Summary Report

Reference Number	Check Number	Type	Date	Name	Vendor #	Status	Reconcile Date	Void Date	Amount
52899	194500	BLE ACCOUNTS_PAYA	4/10/2025	LLC W.R. HACKETT, INC.	804035	RECONCILED	4/30/2025		\$ 3,252.30
52926	194501	BLE ACCOUNTS_PAYA	4/10/2025	AIRGAS USA LLC	804036	RECONCILED	4/30/2025		321.75
52925	194502	BLE ACCOUNTS_PAYA	4/10/2025	PETROCHOICE OHIO	804199	RECONCILED	4/30/2025		175.78
52942	194503	BLE ACCOUNTS_PAYA	4/10/2025	GRAINGER	804685	RECONCILED	4/30/2025		177.24
52930	194504	BLE ACCOUNTS_PAYA	4/10/2025	RUMPKE OF OHIO INC.	804873	RECONCILED	4/30/2025		1,398.18
52889	194505	BLE ACCOUNTS_PAYA	4/10/2025	ANDERSON'S	804900	RECONCILED	4/30/2025		2,006.65
52922	194506	BLE ACCOUNTS_PAYA	4/10/2025	LINEHAUL HEAVY DUTY LLC	805272	OUTSTANDING			2,281.92
52880	194507	BLE ACCOUNTS_PAYA	4/10/2025	INTERSTATE BILLING SERVICE INC	805667	RECONCILED	4/30/2025		2,485.96
52907	194508	BLE ACCOUNTS_PAYA	4/10/2025	VERIZON WIRELESS	806436	RECONCILED	4/30/2025		1,367.72
52949	194509	BLE ACCOUNTS_PAYA	4/10/2025	REBER, KIM	806648	RECONCILED	4/30/2025		42.71
52944	194510	BLE ACCOUNTS_PAYA	4/10/2025	FOLLETT HIGHER EDUCATION GROUP	807081	RECONCILED	4/30/2025		82.47
52932	194511	BLE ACCOUNTS_PAYA	4/10/2025	HAUER MUSIC	807434	RECONCILED	4/30/2025		19.60
52924	194512	BLE ACCOUNTS_PAYA	4/10/2025	BEST DRIVE LLC	807700	RECONCILED	4/30/2025		3,187.95
52937	194513	BLE ACCOUNTS_PAYA	4/10/2025	APPLIED BEHAVIORAL SERVICES	807737	RECONCILED	4/30/2025		6,272.36
52895	194514	BLE ACCOUNTS_PAYA	4/10/2025	OHIO CAT	808222	RECONCILED	4/30/2025		1,389.09
52888	194515	BLE ACCOUNTS_PAYA	4/10/2025	O'REILLY AUTO PARTS	808521	RECONCILED	4/30/2025		257.64
52906	194516	BLE ACCOUNTS_PAYA	4/10/2025	AMAZON CAPITAL SERVICES	808695	RECONCILED	4/30/2025		5,354.83
52915	194517	BLE ACCOUNTS_PAYA	4/10/2025	SOUTHERN OHIO PIZZA INC	808724	OUTSTANDING			630.00
52901	194518	BLE ACCOUNTS_PAYA	4/10/2025	MIAMI VALLEY POWER EQUIPMENT	808823	RECONCILED	4/30/2025		4,292.51
52933	194519	BLE ACCOUNTS_PAYA	4/10/2025	AFFORDABLE LANGUAGE SERVICES	809194	RECONCILED	4/30/2025		82.70
52945	194520	ACCOUNTS_PAYA	4/10/2025	APG OFFICE	809219	RECONCILED	4/30/2025		1,265.62

Start Date: 4/1/2025

End Date: 4/30/2025

LEBANON CITY SCHOOL DISTRICT

Disbursement Summary Report

Reference Number	Check Number	Type	Date	Name	Vendor #	Status	Reconcile Date	Void Date	Amount
		BLE		FURNISHINGS INC.					
52910	194521	ACCOUNTS_PAYA	4/10/2025	ALCOR SUPPLY COMPANY	809425	RECONCILED	4/30/2025		\$ 3,409.40
52905	194522	ACCOUNTS_PAYA	4/10/2025	S&S SCHOOL BUS SEATS AND PARTS	809582	RECONCILED	4/30/2025		465.40
52900	194523	ACCOUNTS_PAYA	4/10/2025	OHIO SCHOLAR TRANSPORT	809952	RECONCILED	4/30/2025		36,102.75
52909	194524	ACCOUNTS_PAYA	4/10/2025	PREMIER COMMUNITY HEALTH	809958	RECONCILED	4/30/2025		510.00
52928	194525	ACCOUNTS_PAYA	4/10/2025	ACKERMAN; KELLY	810012	RECONCILED	4/30/2025		54.24
52931	194526	ACCOUNTS_PAYA	4/10/2025	QUEEN CITY VAULT ACADEMY LLC	810118	RECONCILED	4/30/2025		1,489.60
52919	194527	ACCOUNTS_PAYA	4/10/2025	BRADLEY PAYNE LLC	810181	OUTSTANDING			3,000.00
52892	194528	ACCOUNTS_PAYA	4/10/2025	OFFICE 360	810289	RECONCILED	4/30/2025		2,722.79
52885	194529	ACCOUNTS_PAYA	4/10/2025	BULL'S EYE BRANDS, INC	810577	RECONCILED	4/30/2025		4,055.35
52891	194530	ACCOUNTS_PAYA	4/10/2025	ATLANTIC FOODS CORP	810578	RECONCILED	4/30/2025		2,777.37
52936	194531	ACCOUNTS_PAYA	4/10/2025	HENDERSON TURF COMMERCIAL SOD AND SEED	810627	RECONCILED	4/30/2025		550.00
52940	194532	ACCOUNTS_PAYA	4/10/2025	VALLEY JANITOR SUPPLY	810633	RECONCILED	4/30/2025		2,359.68
52938	194533	ACCOUNTS_PAYA	4/10/2025	G & J PEPSI-COLA BOTTLING	810647	RECONCILED	4/30/2025		599.05
52917	194534	ACCOUNTS_PAYA	4/10/2025	WELLMAN COUNSTRUCTION CO., INC	810704	RECONCILED	4/30/2025		5,320.00
52916	194535	ACCOUNTS_PAYA	4/10/2025	JAYNE CHOATE	810741	RECONCILED	4/30/2025		133.60
52946	194536	ACCOUNTS_PAYA	4/10/2025	BRITNEY PATE	810807	OUTSTANDING			50.00
52943	194537	ACCOUNTS_PAYA	4/10/2025	MONROE HIGH SCHOOL	810808	RECONCILED	4/30/2025		300.00
52950	194538	ACCOUNTS_PAYA	4/11/2025	LHS AFTER-PROM COMMITTEE	802013	RECONCILED	4/30/2025		3,000.00
52951	194539	ACCOUNTS_PAYA	4/11/2025	CTL CORPORATION	806880	RECONCILED	4/30/2025		264.56
52971	194540	ACCOUNTS_PAYA	4/17/2025	EASTERN TRACK XC BOOSTERS	810184	RECONCILED	4/30/2025		375.00

Start Date: 4/1/2025

End Date: 4/30/2025

LEBANON CITY SCHOOL DISTRICT

Disbursement Summary Report

Reference Number	Check Number	Type	Date	Name	Vendor #	Status	Reconcile Date	Void Date	Amount
52985	194541	ACCOUNTS_PAYA BLE	4/17/2025	BASA	20210	RECONCILED	4/30/2025		\$ 200.00
53011	194542	ACCOUNTS_PAYA BLE	4/17/2025	BLICK ART MATERIALS	20520	RECONCILED	4/30/2025		3,247.66
53001	194543	ACCOUNTS_PAYA BLE	4/17/2025	BSN SPORTS , LLC	20920	RECONCILED	4/30/2025		161.93
52997	194544	ACCOUNTS_PAYA BLE	4/17/2025	BUTLER; SCOTT	21137	RECONCILED	4/30/2025		831.89
52992	194545	ACCOUNTS_PAYA BLE	4/17/2025	CAROLINA BIOLOGICAL SUPPLY CO.	30187	RECONCILED	4/30/2025		1,849.65
53000	194546	ACCOUNTS_PAYA BLE	4/17/2025	CONNOR ELECTRIC CO.	31230	RECONCILED	4/30/2025		800.00
53016	194547	ACCOUNTS_PAYA BLE	4/17/2025	COUNTRYSIDE YMCA	31487	RECONCILED	4/30/2025		2,505.00
53005	194548	ACCOUNTS_PAYA BLE	4/17/2025	DONOVAN; DAVID	40663	RECONCILED	4/30/2025		250.00
53021	194549	ACCOUNTS_PAYA BLE	4/17/2025	U.S. BANK	50555	RECONCILED	4/30/2025		150.00
53029	194550	ACCOUNTS_PAYA BLE	4/17/2025	ENNIS BRITTON CO, LPA	50660	RECONCILED	4/30/2025		4,657.50
52972	194551	ACCOUNTS_PAYA BLE	4/17/2025	GORDON FOOD SERVICE	70449	RECONCILED	4/30/2025		12,451.18
53020	194552	ACCOUNTS_PAYA BLE	4/17/2025	GRALER; MARK	70530	RECONCILED	4/30/2025		37.92
53019	194553	ACCOUNTS_PAYA BLE	4/17/2025	HAL LEONARD CORPORATION	80055	RECONCILED	4/30/2025		28.40
52978	194554	ACCOUNTS_PAYA BLE	4/17/2025	HOME DEPOT CREDIT SERVICES	80907	RECONCILED	4/30/2025		153.60
53023	194555	ACCOUNTS_PAYA BLE	4/17/2025	KINGS LOCAL SCHOOL DISTRICT	110300	RECONCILED	4/30/2025		350.00
52982	194556	ACCOUNTS_PAYA BLE	4/17/2025	KOCH REFRIGERATION CO.	110442	RECONCILED	4/30/2025		572.55
53026	194557	ACCOUNTS_PAYA BLE	4/17/2025	KROGER CO.	110545	RECONCILED	4/30/2025		310.33
53008	194558	ACCOUNTS_PAYA BLE	4/17/2025	LEBANON LAROSA'S	120178	RECONCILED	4/30/2025		148.50
52976	194559	ACCOUNTS_PAYA BLE	4/17/2025	KOI AUTO PARTS	120430	RECONCILED	4/30/2025		19.94
52983	194560	ACCOUNTS_PAYA BLE	4/17/2025	MINUTEMAN PRESS	131320	RECONCILED	4/30/2025		310.64
53027	194561	ACCOUNTS_PAYA BLE	4/17/2025	MONTGOMERY COUNTY	131520	RECONCILED	4/30/2025		3,300.00
52999	194562	ACCOUNTS_PAYA BLE	4/17/2025	PHILLIPS SUPPLY CO.	160320	RECONCILED	4/30/2025		888.60

Start Date: 4/1/2025

End Date: 4/30/2025

LEBANON CITY SCHOOL DISTRICT

Disbursement Summary Report

Reference Number	Check Number	Type	Date	Name	Vendor #	Status	Reconcile Date	Void Date	Amount
53015	194563	ACCOUNTS_PAYA BLE	4/17/2025	SCHOOL HEALTH CORPORATION	190388	RECONCILED	4/30/2025		\$ 567.18
53018	194564	ACCOUNTS_PAYA BLE	4/17/2025	GREENE; CASEY	190500	RECONCILED	4/30/2025		75.18
53013	194565	ACCOUNTS_PAYA BLE	4/17/2025	SILCO FIRE & SECURITY	191013	RECONCILED	4/30/2025		1,602.50
53014	194566	ACCOUNTS_PAYA BLE	4/17/2025	SUBSCRIPTION SERVICES	191950	RECONCILED	4/30/2025		139.00
53030	194567	ACCOUNTS_PAYA BLE	4/17/2025	TROPHY AWARDS	200559	RECONCILED	4/30/2025		713.64
52973	194568	ACCOUNTS_PAYA BLE	4/17/2025	CAPITAL ONE	220900	RECONCILED	4/30/2025		733.05
52977	194569	ACCOUNTS_PAYA BLE	4/17/2025	WARREN COUNTY ESC	230196	RECONCILED	4/30/2025		8,375.41
53010	194570	ACCOUNTS_PAYA BLE	4/17/2025	WEST MUSIC COMPANY	230420	RECONCILED	4/30/2025		170.19
53025	194571	ACCOUNTS_PAYA BLE	4/17/2025	J.W. PEPPER & SON INC.	802092	RECONCILED	4/30/2025		57.20
52995	194572	ACCOUNTS_PAYA BLE	4/17/2025	SWANSON, JEFF	802165	RECONCILED	4/30/2025		187.00
52998	194573	ACCOUNTS_PAYA BLE	4/17/2025	FELLOWSHIP OF CHRISTIAN	802858	OUTSTANDING			400.00
53004	194574	ACCOUNTS_PAYA BLE	4/17/2025	KLOSTERMAN BAKING COMPANY	803558	RECONCILED	4/30/2025		922.27
52979	194575	ACCOUNTS_PAYA BLE	4/17/2025	W.R. HACKETT, INC.	804035	RECONCILED	4/30/2025		3,636.65
52989	194576	ACCOUNTS_PAYA BLE	4/17/2025	FOLEY, KRISTA	804186	RECONCILED	4/30/2025		37.28
52984	194577	ACCOUNTS_PAYA BLE	4/17/2025	SAFETY-KLEEN SYSTEMS INC.	804198	RECONCILED	4/30/2025		398.38
52975	194578	ACCOUNTS_PAYA BLE	4/17/2025	NATIONAL SCHOOL FORMS, IN	806145	OUTSTANDING			1,287.50
52994	194579	ACCOUNTS_PAYA BLE	4/17/2025	CAPSTONE	806789	OUTSTANDING			463.82
53031	194580	ACCOUNTS_PAYA BLE	4/17/2025	LOVELAND MIDDLE SCHOOL	807232	RECONCILED	4/30/2025		400.00
52986	194581	ACCOUNTS_PAYA BLE	4/17/2025	SILCOX; DAVE	807279	RECONCILED	4/30/2025		30.00
52991	194582	ACCOUNTS_PAYA BLE	4/17/2025	HAUER MUSIC	807434	RECONCILED	4/30/2025		63.00
53024	194583	ACCOUNTS_PAYA BLE	4/17/2025	KOENIG EQUIPMENT	808194	RECONCILED	4/30/2025		48.63
53009	194584	ACCOUNTS_PAYA BLE	4/17/2025	DEBRA-KUEMPEL	808405	RECONCILED	4/30/2025		11,199.00
52990	194585	ACCOUNTS_PAYA BLE	4/17/2025	BULK BOOKSTORE	808620	RECONCILED	4/30/2025		335.00

Start Date: 4/1/2025

End Date: 4/30/2025

LEBANON CITY SCHOOL DISTRICT

Disbursement Summary Report

Reference Number	Check Number	Type	Date	Name	Vendor #	Status	Reconcile Date	Void Date	Amount
52974	194586	ACCOUNTS_PAYA BLE	4/17/2025	AMAZON CAPITAL SERVICES	808695	RECONCILED	4/30/2025		\$ 3,644.25
53006	194587	ACCOUNTS_PAYA BLE	4/17/2025	SOUTHERN OHIO PIZZA INC	808724	OUTSTANDING			1,620.00
52993	194588	ACCOUNTS_PAYA BLE	4/17/2025	SOUTHWEST OHIO COUNCIL	808737	RECONCILED	4/30/2025		4,612.00
53002	194589	ACCOUNTS_PAYA BLE	4/17/2025	MIAMI VALLEY POWER EQUIPMENT	808823	RECONCILED	4/30/2025		103.96
53007	194590	ACCOUNTS_PAYA BLE	4/17/2025	ZANOLA; MEAGAN	809412	RECONCILED	4/30/2025		329.00
52980	194591	ACCOUNTS_PAYA BLE	4/17/2025	ALCOR SUPPLY COMPANY	809425	RECONCILED	4/30/2025		217.50
52996	194592	ACCOUNTS_PAYA BLE	4/17/2025	WORLD FUEL SERVICES INC.	809664	RECONCILED	4/30/2025		1,524.01
53012	194593	ACCOUNTS_PAYA BLE	4/17/2025	MECHANICSBUR G HIGH SCHOOL	809685	RECONCILED	4/30/2025		105.00
53028	194594	ACCOUNTS_PAYA BLE	4/17/2025	KING; CAELAN	809949	RECONCILED	4/30/2025		35.60
53032	194595	ACCOUNTS_PAYA BLE	4/17/2025	BRICKER GRAYDON LLP	810148	RECONCILED	4/30/2025		408.00
52988	194596	ACCOUNTS_PAYA BLE	4/17/2025	OFFICE 360	810289	RECONCILED	4/30/2025		511.24
53022	194597	ACCOUNTS_PAYA BLE	4/17/2025	HENDERSON TURF COMMERCIAL SOD AND SEED	810627	RECONCILED	4/30/2025		253.59
53003	194598	ACCOUNTS_PAYA BLE	4/17/2025	G & J PEPSI-COLA BOTTLING	810647	RECONCILED	4/30/2025		957.80
52981	194599	ACCOUNTS_PAYA BLE	4/17/2025	CAUSEY PUBLIC FINANCE LLC	810716	RECONCILED	4/30/2025		650.00
52987	194600	ACCOUNTS_PAYA BLE	4/17/2025	ABDO PUBLISHING COMPANY INC	810800	RECONCILED	4/30/2025		158.07
53017	194601	ACCOUNTS_PAYA BLE	4/17/2025	COURTNEY COOPER	810811	RECONCILED	4/30/2025		67.25
53052	194602	ACCOUNTS_PAYA BLE	4/24/2025	INTERSTATE BILLING SERVICE INC	805667	RECONCILED	4/30/2025		10,130.00
53068	194603	ACCOUNTS_PAYA BLE	4/24/2025	SCHOOL NUTRITION ASSOCIATION	11073	OUTSTANDING			599.00
53096	194604	ACCOUNTS_PAYA BLE	4/24/2025	BASA	20210	OUTSTANDING			209.00
53090	194605	ACCOUNTS_PAYA BLE	4/24/2025	BSN SPORTS , LLC	20920	OUTSTANDING			257.24
53061	194606	ACCOUNTS_PAYA BLE	4/24/2025	CDW GOVERNMENT	30015	OUTSTANDING			3,769.12

Start Date: 4/1/2025

End Date: 4/30/2025

LEBANON CITY SCHOOL DISTRICT

Disbursement Summary Report

Reference Number	Check Number	Type	Date	Name	Vendor #	Status	Reconcile Date	Void Date	Amount
53060	194607	ACCOUNTS_PAYA BLE	4/24/2025	INC. U.S. BANK	50555	OUTSTANDING			\$ 2,869.08
53078	194608	ACCOUNTS_PAYA BLE	4/24/2025	FLINN SCIENTIFIC, INC.	60300	OUTSTANDING			630.60
53095	194609	ACCOUNTS_PAYA BLE	4/24/2025	ACCO BRANDS USA LLC	70079	OUTSTANDING			404.80
53075	194610	ACCOUNTS_PAYA BLE	4/24/2025	GOPHER SPORT	70430	RECONCILED	4/30/2025		67.85
53062	194611	ACCOUNTS_PAYA BLE	4/24/2025	GORDON FOOD SERVICE	70449	RECONCILED	4/30/2025		15,589.09
53077	194612	ACCOUNTS_PAYA BLE	4/24/2025	HAL LEONARD CORPORATION	80055	RECONCILED	4/30/2025		93.20
53110	194613	ACCOUNTS_PAYA BLE	4/24/2025	HOME DEPOT CREDIT SERVICES	80907	OUTSTANDING			48.07
53065	194614	ACCOUNTS_PAYA BLE	4/24/2025	KROGER CO.	110545	RECONCILED	4/30/2025		1,112.71
53094	194615	ACCOUNTS_PAYA BLE	4/24/2025	LOWE'S	121095	OUTSTANDING			576.76
53137	194616	ACCOUNTS_PAYA BLE	4/24/2025	MFAC LLC	129900	RECONCILED	4/30/2025		272.95
53071	194617	ACCOUNTS_PAYA BLE	4/24/2025	MODERN OFFICE METHODS	131480	RECONCILED	4/30/2025		11,330.55
53098	194618	ACCOUNTS_PAYA BLE	4/24/2025	MONTGOMERY COUNTY	131520	OUTSTANDING			41,194.19
53063	194619	ACCOUNTS_PAYA BLE	4/24/2025	NASSP	140283	OUTSTANDING			2,383.99
53069	194620	ACCOUNTS_PAYA BLE	4/24/2025	OEDER; REBECCA	150122	OUTSTANDING			20.00
53093	194621	ACCOUNTS_PAYA BLE	4/24/2025	THE PENWORTHY COMPANY	160204	OUTSTANDING			660.78
53103	194622	ACCOUNTS_PAYA BLE	4/24/2025	PERMA-BOUND	160212	RECONCILED	4/30/2025		1,327.61
53055	194623	ACCOUNTS_PAYA BLE	4/24/2025	PHILLIPS SUPPLY CO.	160320	RECONCILED	4/30/2025		3,817.63
53070	194624	ACCOUNTS_PAYA BLE	4/24/2025	POWER OF THE PEN	160560	OUTSTANDING			330.00
53118	194625	ACCOUNTS_PAYA BLE	4/24/2025	SCHOOL HEALTH CORPORATION	190388	OUTSTANDING			9.70
53056	194626	ACCOUNTS_PAYA BLE	4/24/2025	CAPITAL ONE	220900	RECONCILED	4/30/2025		1,637.16
53059	194627	ACCOUNTS_PAYA BLE	4/24/2025	WARREN COUNTY ESC	230196	RECONCILED	4/30/2025		1,338.00
53067	194628	ACCOUNTS_PAYA BLE	4/24/2025	BAKER; DEBRA	601755	OUTSTANDING			20.00
53135	194629	ACCOUNTS_PAYA BLE	4/24/2025	MIDDLETOWN CITY SCHOOL	610992	RECONCILED	4/30/2025		965.63

Start Date: 4/1/2025

End Date: 4/30/2025

LEBANON CITY SCHOOL DISTRICT

Disbursement Summary Report

Reference Number	Check Number	Type	Date	Name	Vendor #	Status	Reconcile Date	Void Date	Amount
				DIST.					
53107	194630	ACCOUNTS_PAYA BLE	4/24/2025	MUSSER EXCAVATING	801796	OUTSTANDING			\$ 3,140.00
53134	194631	ACCOUNTS_PAYA BLE	4/24/2025	ALEXANDER; DIANN	801902	OUTSTANDING			20.00
53113	194632	ACCOUNTS_PAYA BLE	4/24/2025	J.W. PEPPER & SON INC.	802092	OUTSTANDING			25.99
53066	194633	ACCOUNTS_PAYA BLE	4/24/2025	OHSAA	802132	OUTSTANDING			538.00
53126	194634	ACCOUNTS_PAYA BLE	4/24/2025	Ace Hardware W.C.	802545	OUTSTANDING			7.99
53108	194635	ACCOUNTS_PAYA BLE	4/24/2025	SUMMIT PROFESSIONAL EDUCATION	803299	OUTSTANDING			1,199.92
53124	194636	ACCOUNTS_PAYA BLE	4/24/2025	BECK STUDIOS INC.	803314	RECONCILED	4/30/2025		3,146.00
53133	194637	ACCOUNTS_PAYA BLE	4/24/2025	ICB AUDIO AND VIDEO	803418	OUTSTANDING			17,321.07
53104	194638	ACCOUNTS_PAYA BLE	4/24/2025	KLOSTERMAN BAKING COMPANY	803558	RECONCILED	4/30/2025		472.20
53086	194639	ACCOUNTS_PAYA BLE	4/24/2025	CAMCOR, INC.	804022	OUTSTANDING			5,088.80
53057	194640	ACCOUNTS_PAYA BLE	4/24/2025	W.R. HACKETT, INC.	804035	OUTSTANDING			696.75
53054	194641	ACCOUNTS_PAYA BLE	4/24/2025	STAPLES BUSINESS ADVANTAGE	804156	RECONCILED	4/30/2025		1,625.71
53105	194642	ACCOUNTS_PAYA BLE	4/24/2025	AWARDS OF EXCELLENCE	804212	OUTSTANDING			40.00
53127	194643	ACCOUNTS_PAYA BLE	4/24/2025	IBS OF OHIO RIVER VALLEY	804243	OUTSTANDING			440.85
53106	194644	ACCOUNTS_PAYA BLE	4/24/2025	GRAINGER	804685	OUTSTANDING			417.72
53121	194645	ACCOUNTS_PAYA BLE	4/24/2025	HERSHEY CREAMERY COMPANY	804945	OUTSTANDING			411.60
53091	194646	ACCOUNTS_PAYA BLE	4/24/2025	BALLOON WORKS	805458	RECONCILED	4/30/2025		1,300.00
53100	194647	ACCOUNTS_PAYA BLE	4/24/2025	MAXIM HEALTHCARE	805953	OUTSTANDING			4,060.00
53083	194648	ACCOUNTS_PAYA BLE	4/24/2025	CTL CORPORATION	806880	RECONCILED	4/30/2025		181,800.00
53112	194649	ACCOUNTS_PAYA BLE	4/24/2025	Rice; Brenda	807218	OUTSTANDING			20.00
53084	194650	ACCOUNTS_PAYA BLE	4/24/2025	BORGMAN ATHLETICS GROUP, LLC	807367	RECONCILED	4/30/2025		4,400.00

Start Date: 4/1/2025

End Date: 4/30/2025

LEBANON CITY SCHOOL DISTRICT

Disbursement Summary Report

Reference Number	Check Number	Type	Date	Name	Vendor #	Status	Reconcile Date	Void Date	Amount
53116	194651	ACCOUNTS_PAYA BLE	4/24/2025	KENDRICK, LORA	807395	RECONCILED	4/30/2025		\$ 200.11
53081	194652	ACCOUNTS_PAYA BLE	4/24/2025	HAUER MUSIC	807434	OUTSTANDING			83.00
53109	194653	ACCOUNTS_PAYA BLE	4/24/2025	FLOWERS FROM THE RAFTERS	807735	RECONCILED	4/30/2025		110.00
53089	194654	ACCOUNTS_PAYA BLE	4/24/2025	UNIVERISTY OF OREGON	808078	OUTSTANDING			599.88
53122	194655	ACCOUNTS_PAYA BLE	4/24/2025	KOENIG EQUIPMENT	808194	RECONCILED	4/30/2025		82.13
53114	194656	ACCOUNTS_PAYA BLE	4/24/2025	AGParts Worldwide	808482	RECONCILED	4/30/2025		242.15
53128	194657	ACCOUNTS_PAYA BLE	4/24/2025	BULK BOOKSTORE	808620	RECONCILED	4/30/2025		970.50
53053	194658	ACCOUNTS_PAYA BLE	4/24/2025	AMAZON CAPITAL SERVICES	808695	RECONCILED	4/30/2025		21,788.25
53076	194659	ACCOUNTS_PAYA BLE	4/24/2025	SOUTHERN OHIO PIZZA INC	808724	OUTSTANDING			1,233.00
53111	194660	ACCOUNTS_PAYA BLE	4/24/2025	CINCINNATI CENTER FOR AUTISM	808734	OUTSTANDING			17,772.72
53079	194661	ACCOUNTS_PAYA BLE	4/24/2025	MIAMI VALLEY POWER EQUIPMENT	808823	OUTSTANDING			106.76
53058	194662	ACCOUNTS_PAYA BLE	4/24/2025	REITER DAIRY	809091	OUTSTANDING			13,429.79
53120	194663	ACCOUNTS_PAYA BLE	4/24/2025	CORBITT GRAPHICS LLC	809124	RECONCILED	4/30/2025		535.55
53117	194664	ACCOUNTS_PAYA BLE	4/24/2025	EXPLORELEARNI NG	809149	RECONCILED	4/30/2025		940.00
53088	194665	ACCOUNTS_PAYA BLE	4/24/2025	OVERDRIVE INC.	809241	RECONCILED	4/30/2025		3,600.00
53097	194666	ACCOUNTS_PAYA BLE	4/24/2025	ALCOR SUPPLY COMPANY	809425	RECONCILED	4/30/2025		1,490.00
53115	194667	ACCOUNTS_PAYA BLE	4/24/2025	GREAT WOLF LODGE	809644	OUTSTANDING			27,915.60
53085	194668	ACCOUNTS_PAYA BLE	4/24/2025	WORLD FUEL SERVICES INC.	809664	OUTSTANDING			20,801.25
53087	194669	ACCOUNTS_PAYA BLE	4/24/2025	FOLLETT CONTENT SOLUTIONS	809666	OUTSTANDING			1,308.20
53092	194670	ACCOUNTS_PAYA BLE	4/24/2025	CHAPEL- ROMANOFF TECHNOLOGIES	809681	RECONCILED	4/30/2025		975.00
53129	194671	ACCOUNTS_PAYA BLE	4/24/2025	FRANK'S AUTO BODY INC.	809811	OUTSTANDING			12,867.36
53119	194672	ACCOUNTS_PAYA	4/24/2025	TALKINGPOINTS	809911	RECONCILED	4/30/2025		5,100.00

LEBANON CITY SCHOOL DISTRICT

Disbursement Summary Report

Reference Number	Check Number	Type	Date	Name	Vendor #	Status	Reconcile Date	Void Date	Amount
53125	194673	BLE ACCOUNTS_PAYA	4/24/2025	PREMIER COMMUNITY HEALTH	809958	OUTSTANDING			\$ 30.00
53130	194674	BLE ACCOUNTS_PAYA	4/24/2025	DAVIS; SARA	809967	RECONCILED	4/30/2025		50.00
53064	194675	BLE ACCOUNTS_PAYA	4/24/2025	IGS VENTURES, INC	810167	OUTSTANDING			13,762.13
53101	194676	BLE ACCOUNTS_PAYA	4/24/2025	T-MOBILE	810498	OUTSTANDING			1,672.65
53080	194677	BLE ACCOUNTS_PAYA	4/24/2025	ATLANTIC FOODS CORP	810578	RECONCILED	4/30/2025		1,611.65
53082	194678	BLE ACCOUNTS_PAYA	4/24/2025	VALLEY JANITOR SUPPLY	810633	RECONCILED	4/30/2025		132.10
53102	194679	BLE ACCOUNTS_PAYA	4/24/2025	G & J PEPSI-COLA BOTTLING	810647	RECONCILED	4/30/2025		1,676.85
53072	194680	BLE ACCOUNTS_PAYA	4/24/2025	EDWARD SHANK	810731	OUTSTANDING			460.27
53074	194681	BLE ACCOUNTS_PAYA	4/24/2025	AQUARIUM ARTISANS INC	810775	OUTSTANDING			900.00
53131	194682	BLE ACCOUNTS_PAYA	4/24/2025	BELLEFONTAINE HIGH SCHOOL	810810	OUTSTANDING			160.00
53123	194683	BLE ACCOUNTS_PAYA	4/24/2025	URBANA SCHOOLS	810812	OUTSTANDING			160.00
53099	194684	BLE ACCOUNTS_PAYA	4/24/2025	DAVID ODELL	810822	RECONCILED	4/30/2025		127.00
53073	194685	BLE ACCOUNTS_PAYA	4/24/2025	SARA BRUENNING	810823	OUTSTANDING			55.00
Grand Total									\$ 1,426,564.56

Lebanon City School District
Payroll Reconciliation
April 30, 2025

LCNB Payroll Account - Current Balance 36,090.18

Outstanding Checks

O/S Checks - LCNB Payroll (38,542.17)

Deposits in Transit

Adjusted Bank Balance (2,451.99)

Adjustments

Interest for Current Month - To be transferred to Operating Account	(2.57)
Oct 18, 2024 - Dental deduction made in USPS on employee side	40.72
Sunlife Voluntary Insurances - Deducted more than paid - November 2024	774.18
Dec 24 - Sunlife Voluntary Insurances - Deducted more than paid	122.71
Jan 25 - Underbooked Child Support	0.12
Jan 25 - Underbooked Sunlife	212.59
Jan 25 - Fort Dearborn Life booked but never cleared bank	(3.55)
Jan 25 - SWOOSH Insurance Dental booked but never cleared bank	(27.78)
Jan 25 - IRS pymt paid from bank but never booked	145.10
Feb 25 - FSA overpaid on 2nd pay of month	1,093.16
Feb 25 - Sunlife overpaid/underbooked	74.89
Feb 25 - Underpaid SERS	(67.15)
Feb 25 - Bd life posted to ER code instead of EE code	(3.55)
Mar 25 - Transfer in of Employee Pd Accidental/Disability	(282.24)
Mar 25 - HSA Board Share not transferred in	275.00
Mar 25 - Bd life posted to ER code instead of EE code	(3.55)
Mar 25 - Sunlife underpaid/overbooked	76.44
Mar 25 - Transferred in Gross Payroll & Separately - Move from Payroll to Operating	(83.20)
Mar 25 - Medicare for Superintendent & Treasurer (catch-up) - City of Lebanon income taxes	(72.17)
Apr 25 - Fed Tax underpaid	5.62
Apr 25 - Sunlife overpaid	110.67
Apr 25 - Child Support overpaid	70.10
Apr 25 - Bd life posted to ER code instead of EE code	(3.55)

Adjusted Balance -

Reconciliation Reviewed By: Karen Ervin

Lebanon City School District
Bank Reconciliation
April 30, 2025

BANK & INVESTMENT ACCOUNTS

LCNB Operating Account - Current Balance	\$ 19,279,366.90
Change Funds	60.00
Dragonfly - Ending Balance	7,876.50
STAR Ohio - General (33648)	1,533,802.24
STAR Ohio - Expendable Scholarships (68988)	176,568.76
STAR Ohio - Nonexpendable Scholarships (68979)	134,916.80
STAR Ohio - Construction Retainage (76921)	2,652.06
Red Tree/US Bank Investment Fund	2,451,710.34
Huntington - HCS Investment Fund 020103 (NetXInvestor)	17,703,807.69
Huntington ICS Demand Deposit Investment Fund - 0242	4,872,069.54
Huntington Economy Checking - 0242	1,525,877.52
TOTAL	\$ 47,688,708.35

OUTSTANDING CHECKS

O/S Checks - LCNB Operating	(244,296.08)
O/S ACH Checks - LCNB Operating	-

BANK ADJUSTMENTS

Pay K-12 Fraudulent Deposits & Subsequent Chargebacks w/ fees	1,489.87
Interest to be Transferred to Operating Acct from LCNB Payroll Acct - <i>Transferred 5/2/25</i>	2.57
High School Receipt 4/30, Deposit made 5/1	56.00
Berry Receipt 4/30, Deposit made 5/1	200.00
ADJUSTED BANK BALANCE	\$ 47,446,160.71

BOOK BALANCE

Cash Summary Report - Fund Balance	\$ 47,445,741.71
------------------------------------	------------------

ADJUSTMENTS TO BOOK

Payroll item created in Febuary for January date	318.59
R Taulbee payments to vendors needed	100.41

ADJUSTED BOOK BALANCE \$ 47,446,160.71



ADJUSTED BALANCE -

Reviewed By: Karen Enin

Date: 5/6/25

Lebanon City School District
Investment Report
4/30/2025

Type	Issuer	Cost	Coupon Rate	Maturity Date	Purchase Date	Yield to Maturity	Days to Maturity	Market Value
U.S. GOVERNMENT AGENCY NOTES								
FHLM Note (3134GWZV1)	Red Tree Investments	95,000.00	0.65%	10/22/2025	10/23/2020	0.65%	175	91,901.96
FFCB Note (3133EPBJ3)	Red Tree Investments	99,568.00	4.38%	2/23/2026	2/23/2023	4.53%	299	100,081.52
FHLB Note (3130B2TM7)	Red Tree Investments	100,000.00	4.70%	9/10/2029	9/24/2024	4.70%	1,594	99,762.51
FHLB Note (3130B32S1)	Red Tree Investments	99,500.00	4.00%	10/2/2029	10/9/2024	4.11%	1,616	98,548.57
FHLB Note (3130ALKB9)	Red Tree Investments	90,000.00	1.00%	3/17/2026	3/17/2021	0.95%	321	87,296.15
FHLB Bond (3130ALRR7)	Huntington National Bank	1,000,000.00	1.00%	1/15/2026	10/28/2021	1.07%	260	963,350.00
FHLB Consolidated Bond (3130APJZ9)	Huntington National Bank	1,000,000.00	1.20%	10/28/2026	10/25/2021	1.31%	546	942,880.00
FHLB Consolidated Bond (3130APK38)	Huntington National Bank	1,000,000.00	0.88%	6/27/2025	10/22/2021	0.92%	58	979,910.00
FHLM Bond (3134HANE9)	Huntington National Bank	1,000,000.00	3.50%	9/26/2028	9/24/2024	3.63%	1,245	967,970.00
FHLM Bond (3134HAUF8)	Huntington National Bank	1,247,500.00	4.25%	10/23/2029	10/23/2029	4.31%	1,637	1,236,000.00
U.S. TREASURY NOTES								
US Treasury Note (91282CHQ7)	Red Tree Investments	79,540.62	4.13%	7/31/2028	3/28/2024	4.27%	1,188	80,003.12
US Treasury Note (9128285M8)	Red Tree Investments	117,923.44	3.13%	11/15/2028	10/3/2024	3.58%	1,295	115,725.00
US Treasury Note (91282CJR3)	Red Tree Investments	98,753.91	3.75%	12/31/2028	1/19/2024	4.03%	1,341	98,628.91
US Treasury Note (91282CJR3)	Red Tree Investments	99,531.25	3.75%	12/31/2028	8/12/2024	3.87%	1,341	98,628.91
US Treasury Note (91282CKD2)	Red Tree Investments	109,772.27	4.25%	2/28/2029	11/19/2024	4.30%	1,400	110,575.78
US Treasury Note (91282CKT7)	Red Tree Investments	114,676.79	4.50%	5/31/2029	5/31/2024	4.56%	1,492	116,882.23
US Treasury Note (91282CEV9)	Red Tree Investments	112,641.60	3.25%	6/30/2029	8/30/2024	3.72%	1,522	110,916.60
US Treasury Note (91282CLC3)	Red Tree Investments	99,366.83	4.00%	7/31/2029	7/31/2024	4.14%	1,553	99,578.12
US Treasury Note (91282CLK5)	Red Tree Investments	109,604.69	3.63%	8/31/2029	9/5/2024	3.70%	1,584	107,808.59
US Treasurer Note (91282CLN9)	Red Tree Investments	99,804.55	3.50%	9/30/2029	9/30/2024	3.54%	1,614	97,414.06
US Treasurer Note (91282CLR0)	Red Tree Investments	99,835.94	4.13%	10/31/2029	11/4/2024	4.16%	1,645	100,148.44
CERTIFICATES OF DEPOSIT								
Certificate of Deposit (15131XFF9)	Red Tree Investments	99,900.00	4.50%	1/31/2025	1/31/2023	4.55%	(89)	99,944.30
Certificate of Deposit (856285TF8)	Red Tree Investments	247,132.00	1.60%	4/29/2025	4/29/2020	1.67%	(1)	245,067.20
Certificate of Deposit (02589AF31)	Huntington National Bank	250,000.00	5.00%	9/21/2026	9/15/2023	4.99%	509	253,432.50
Certificate of Deposit (254676AN9)	Huntington National Bank	250,000.00	5.00%	9/21/2026	9/15/2023	4.99%	509	253,432.50
Certificate of Deposit (66476QED6)	Huntington National Bank	250,000.00	5.20%	9/22/2025	9/15/2023	5.20%	145	251,575.00
Certificate of Deposit (8562853P4)	Huntington National Bank	250,000.00	5.25%	9/22/2025	9/15/2023	5.25%	145	251,672.50
Certificate of Deposit (87165H2V1)	Huntington National Bank	250,000.00	5.25%	9/22/2025	9/15/2023	5.25%	145	251,672.50
Money Market (ICS Acct)	Huntington National Bank	4,795,457.18	4.05%	4/30/2025	4/30/2025	4.05%	-	4,795,457.18
COMMERICAL PAPER								
Commerical Paper (06054NRH6)	Red Tree Investments	101,030.01	0.00%	4/17/2025	7/22/2024	5.26%	(13)	103,143.49
Commerical Paper (62479LST3)	Red Tree Investments	111,032.50	0.00%	5/27/2025	8/30/2024	4.76%	27	112,422.85
Commercial Paper (638783JTT7)	Red Tree Investments	111,429.25	0.00%	6/27/2025	9/30/2024	4.27%	58	111,997.35
Commercial Paper (17327AUE5)	Red Tree Investments	111,545.69	0.00%	7/14/2025	11/13/2024	4.59%	75	111,755.73
Commerical Paper (11070JTR1)	Huntington National Bank	1,241,141.67	0.00%	6/25/2025	10/21/2024	N/A	56	1,242,439.37
Commercial Paper (17277AQ89)	Huntington National Bank	1,614,009.69	0.00%	3/26/2025	8/13/2024	N/A	(35)	1,635,722.50
Commercial Paper (22533TNQ5)	Huntington National Bank	1,734,159.74	0.00%	1/24/2025	4/29/2024	N/A	(96)	1,787,316.03
Commerical Paper (45685QPJ2)	Huntington National Bank	1,140,776.70	0.00%	2/18/2025	7/17/2024	N/A	(71)	1,163,023.81
Commercial Paper (55607KNM4)	Huntington National Bank	1,089,541.48	0.00%	1/21/2025	5/20/2024	N/A	(99)	1,117,497.20

Commerical Paper (78O15CR95)	Huntington National Bank	1,253,347.62	0.00%	4/9/2025	7/12/2014	N/A	(21)	1,278,854.46
Commerical Paper (83368YNR4)	Huntington National Bank	2,217,383.97	0.00%	3/21/2025	6/27/2024	N/A	(40)	2,267,800.00
Commerical Paper (8923AON74)	Huntington National Bank	1,928,485.34	0.00%	1/7/2025	4/12/2024	N/A	(113)	1,990,163.36

MONEY MARKET FUND

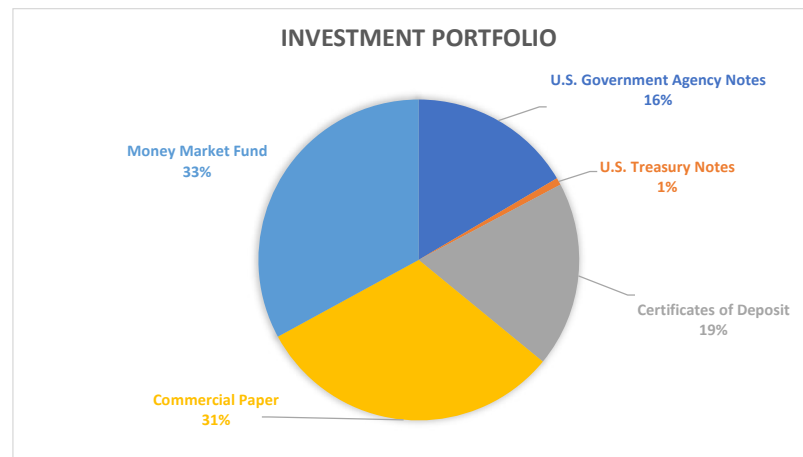
Money Market (USBMMF)	Red Tree Investments	8,893.69	4.51%	4/30/2025	4/30/2025	4.51%	-	8,893.69
Money Market	Star Ohio General Fund	11,261,604.99	4.86%	4/30/2025	4/30/2025	4.86%	-	11,261,604.99
Money Market	Star Ohio Expendable Trust Scholarships	172,995.08	4.86%	4/30/2025	4/30/2025	4.86%	-	172,995.08
Money Market	Star Ohio Nonexpendable Trust Scholarships	132,414.85	4.86%	4/30/2025	4/30/2025	4.86%	-	132,414.85
Money Market	Star Ohio Construction Retainage	2,602.87	4.86%	4/30/2025	4/30/2025	4.86%	-	2,602.87
Money Market (HCS-020103)	Huntington National Bank	17,205.42	4.20%	4/30/2025	4/30/2025	4.13%	-	17,205.42

Total Portfolio		<u>\$37,515,110</u>						<u>\$37,624,117</u>
-----------------	--	---------------------	--	--	--	--	--	---------------------

Weighted Average Yield and Days to Maturity

4/30/2025

TOTALS	
U.S. Government Agency Notes	\$ 5,567,700.71
U.S. Treasury Notes	\$ 1,036,161.32
Certificates of Deposit	\$ 6,402,253.68
Commercial Paper	\$ 12,922,136.15
Money Market Fund	\$ 11,595,716.90
	<u>\$ 37,523,968.76</u>



Lebanon City School District
Interest Income for Month Ending April 30, 2025

Fund Name	Fund Number	Fund Balance	% of Total Fund Balance	Interest to be Allocated	Interest to Post
General Fund	001	\$ 29,780,002.06	67.31%	\$ 116,574.55	\$ 78,461.20
Bond Retirement Fund	002	\$ 10,518,210.30	23.77%	\$ 116,574.55	\$ 27,712.27
Lebanon Athletics Facilities PI	003-9008	\$ 149,180.73	0.34%	\$ 116,574.55	\$ 393.05
Capital Projects Fund	003-9099	\$ 1,356,444.79	3.07%	\$ 116,574.55	\$ 3,573.82
Construction Fund	004-9000	\$ 47,577.07	0.11%	\$ 116,574.55	\$ 125.35
Food Service Fund	006	\$ 553,919.16	1.25%	\$ 116,574.55	\$ 1,459.41
Classroom Facilities Maint. Fund	034-0000	\$ 840,158.17	1.90%	\$ 116,574.55	\$ 2,213.56
St. Francis Fund	401-90xx	\$ 138,335.63	0.31%	\$ 116,574.55	\$ 364.47
LUMK Fund	401-91xx	\$ 14,459.95	0.03%	\$ 116,574.55	\$ 38.10
Lebanon Christian Fund	401-92xx	\$ 234,486.06	0.53%	\$ 116,574.55	\$ 617.80
Classroom Facilities LFI Share	004-9003	\$ 324,393.01	0.73%	\$ 116,574.55	\$ 854.68
Classroom Facilities Fund State Share	010-9900	\$ -	0.00%	\$ 116,574.55	\$ -
Classroom Facilities Fund Local Share	010-9901	\$ 288,777.99	0.65%	\$ 116,574.55	\$ 760.84
		<u>\$ 44,245,944.92</u>	<u>100.00%</u>		<u>\$ 116,574.55</u>
					0.00

Expendable Trust Accounts

Administration Scholarship	007-9003	\$ 2,345.30	1.32%	\$ 647.02	\$ 8.57
Dennis Jeffery Scholarship	007-9006	\$ 326.89	0.18%	\$ 647.02	\$ 1.19
Audrey Aileen Kite Scholarship	007-9007	\$ 143,530.58	81.08%	\$ 647.02	\$ 524.62
Jarod Bennett Scholarship	007-9009	\$ 629.87	0.36%	\$ 647.02	\$ 2.30
Donald L. Palmer Scholarship	007-9013	\$ 8,716.24	4.92%	\$ 647.02	\$ 31.86
Diversity/Achievement Scholarship	007-9017	\$ 568.76	0.32%	\$ 647.02	\$ 2.08
Gloria Taylor Memorial Scholarship	007-9019	\$ 12,458.10	7.04%	\$ 647.02	\$ 45.53
LCS Board Scholarship Fund	007-9021	\$ 506.75	0.29%	\$ 647.02	\$ 1.85
Molly McCool Scholarship	007-9100	\$ 251.10	0.14%	\$ 647.02	\$ 0.92
Rosalee Satchell/Domino's Pizza Scholar	007-9101	\$ 7,688.15	4.34%	\$ 647.02	\$ 28.10
		<u>\$ 177,021.74</u>	<u>100.00%</u>		<u>\$ 647.02</u>
					0.00

Non-Expendable Trust Accounts

Louisa Wright Scholarship	008-0000	\$ 16,382.69	12.16%	\$ 494.39	\$ 60.12
Michael Rourke Scholarship	008-9001	\$ 3,778.84	2.80%	\$ 494.39	\$ 13.87
Friends of Academics Scholarship	008-9002	\$ 107,731.14	79.97%	\$ 494.39	\$ 395.34
Ron Lefeber Scholarship	008-9004	\$ 6,829.74	5.07%	\$ 494.39	\$ 25.06
		<u>\$ 134,722.41</u>	<u>100.00%</u>		<u>\$ 494.39</u>
					0.00

Grand Total Interest \$ 117,715.96